



# ADOPTED BUDGET

**JULY 1, 2024 - JUNE 30, 2025**

# Table of Contents

College Mission, Values, and Strategic Goals	-	1
Budget Categories	-	2
President’s Budget Message	-	3
All Funds Information	-	10
General Fund	-	16
Auxiliary Fund	-	22
Special Projects Fund	-	28
Capital Projects Fund	-	34
Debt Service Fund	-	40
Financial Aid Fund	-	45
Agency Fund	-	51
	Appendix	
Glossary	-	56

# College Mission, Values and Strategic Goals

## Our Mission:

- LBCC cultivates an environment for success through inclusive education and community engagement.
- 

## Our Values:

At Linn-Benton Community College, our values serve as the foundation that inspires our actions and unites us as a community. As responsible stewards, we are committed to:

- **Opportunity:** We support the fulfillment of potential in ourselves and each other.
  - **Excellence:** We aspire to the highest ideal with honesty and integrity.
  - **Inclusiveness:** We honor and embrace the uniqueness of every individual, and promote the free and civil expression of ideas, perspectives and cultures.
  - **Learning:** We commit to the lifelong pursuit of knowledge, skills and abilities to improve our lives and our communities.
  - **Engagement:** We openly and actively connect as students, faculty, staff and community.
- 

## Our Strategic Goals:

- **Productivity** - Increase completion to 50%
  - **Equity** - Completion that is demographically representative of District
  - **Quality** - Completion that demonstrates capacity to better one's life and contribute back to our community
-

# Budget Categories

## Funds

The college budgets using separate, self-balancing funds that are operated by independent rules based on the nature of the intended use. Descriptions of each of these funds are below with detailed budget resources and requirements outlined in the individual budget sections.

- General Fund –The primary operating fund of the college serving to accomplish its basic educational mission.
  - Auxiliary Fund – Self-balancing funds with specific purpose and dedicated charges.
  - Restricted Fund– Used to budget and account for grants, contracts and projects funded from federal, state, and local agencies. Funds are restricted to the purpose designated by the grantee and each individual fund has a net working capital account.
  - Capital Projects – Used for costs related to construction and improvement of college facilities and for the acquisition of major equipment.
  - Debt Service – Budgets and accounts for principal and interest payments related to the college’s long-term debt obligations.
  - Financial Aid Fund – Serves to account for grants, scholarships, loans and other aid processed for students.
  - Agency Fund – Used to account for funds relating to student government, student clubs and other outside agencies for which the college is acting as a fiscal agent.
- 

## Expense Functions

Within each fund expenses are budgeted and presented by major functional area. This serves as the category describing the basic purpose the funds support.

- Instruction – Includes all faculty costs and expenses for resources used directly for instruction in the classroom.
- Instructional Support – Costs directly supporting the instructional mission. Includes library services, program directors and other areas providing immediate support to students’ educational attainment.
- Student Services – Includes costs for registration, financial aid, enrollment, admissions and advising along with other services and efforts to support students outside of the classroom.
- Community Services – Covers costs related to non-instructional efforts toward public services external to the college’s primary educational mission.
- College Support – Includes general administration, human resources, financial operations and other expenses used to manage and maintain the college.
- Plant Operations/Maintenance – Costs relating to the operation of physical plant including grounds and repair.
- Plant Additions – Includes costs for major structural improvements relating to renovation of buildings, infrastructure, land or other areas outside of ongoing operational efforts.

## President’s Budget Message

The budget herein is presented to the Linn-Benton Community College (LBCC) Budget Committee and district residents. This budget message provides both a description of our current budget environment and an outline of the fundamental approach to resource allocation moving forward.

The 2023-24 fiscal year was characterized by the rollout of difficult cost reductions and the impact of inflation across campus. The cost reductions that were identified at the onset of the 2023-24 year were enacted with a significant portion to be realized for the 2024-25 budget. Though painful for our campus community, the reductions helped create the possibility of a balanced future budget model. However, the impact of heavy inflation from the most recent two years created sharp increases in operating costs that have offset much of the reductions and presented higher cost variable assumptions for 2024-25 and beyond. Difficult questions remain about our fundamental operations and finances but we believe that the budgetary tools and administrative approaches we have adopted over the past few years will be effective tools for constructing a budget that balances our ongoing pursuits with our financial realities.

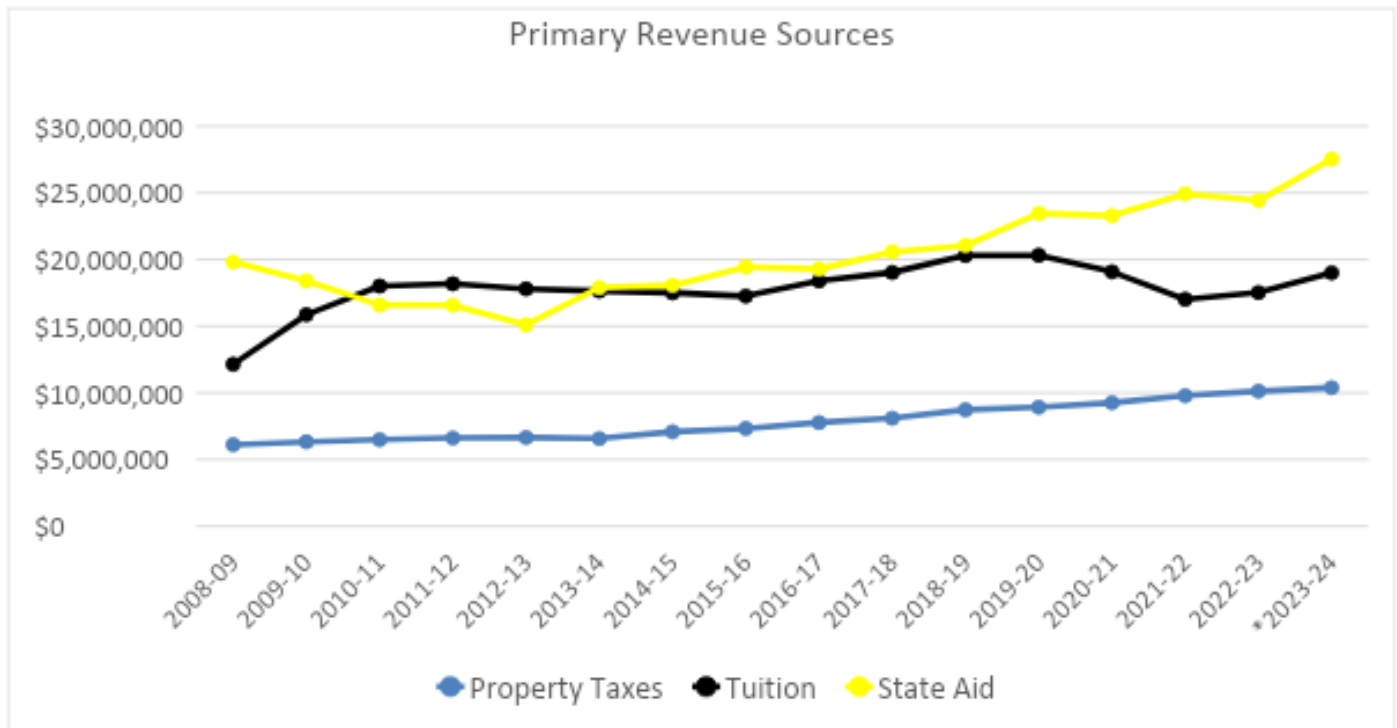
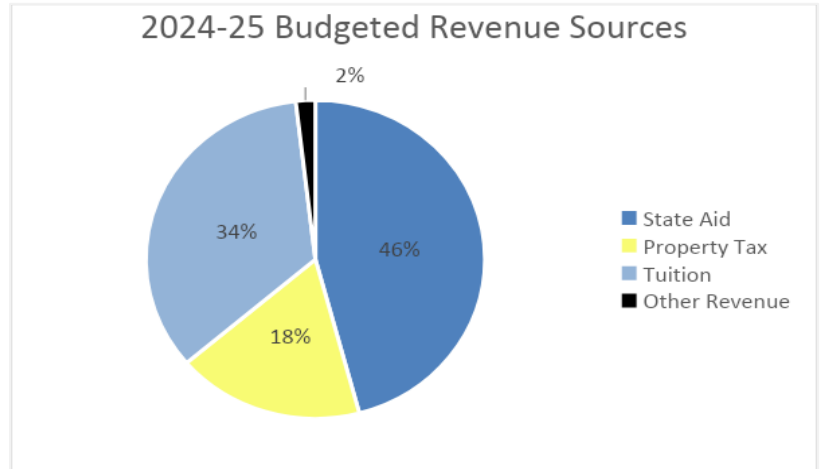
As with previous budgets, the 2023-24 budget has been developed with an eye toward our future-facing projection model, which provides a strategic, long-term approach to resource allocation and ensures the college is poised to fund both ongoing operations and investments in the future despite the difficult realities of the community college funding (see Figure 1 for example).

	2021-23 Biennium		2023-25 Biennium		2025-27 Biennium	
	2022-23	2023-24	2024-25	2025-26	2026-27	
State Aid	24,427,830	27,538,681	28,239,709	29,264,194	29,264,194	
Property Tax	10,127,643	10,555,979	11,030,998	11,527,393	12,046,126	
Tuition	17,528,216	19,985,545	21,200,666	22,048,693	22,930,640	
Other Revenue	1,980,216	1,208,221	1,144,535	1,126,317	1,053,427	
ERC Federal	1,000,000	-	-	-	-	
<b>Revenue</b>	<b>\$ 55,063,905</b>	<b>\$ 59,288,426</b>	<b>\$ 61,615,907</b>	<b>\$ 63,966,596</b>	<b>\$ 65,294,387</b>	
Personnel Costs	48,784,632	50,945,868	52,334,888	54,093,649	55,755,733	
Materials/Services	6,968,899	7,150,620	7,508,151	7,733,396	7,965,397	
Transfers Out	2,161,968	2,163,718	2,259,418	2,261,218	2,262,568	
Budget Enhancements	-	-	500,000	300,000	300,000	
Strategic Initiatives	-	-	400,000	400,000	400,000	
Identified Reductions	-	-	(1,023,121)	-	-	
Unidentified Reductions	-	-	-	-	-	
<b>Expenses</b>	<b>\$ 57,915,499</b>	<b>\$ 60,260,206</b>	<b>\$ 61,979,336</b>	<b>\$ 64,788,263</b>	<b>\$ 66,683,698</b>	
<b>Net</b>	<b>\$ (2,851,594)</b>	<b>\$ (971,781)</b>	<b>\$ (363,428)</b>	<b>\$ (821,666)</b>	<b>\$ (1,389,311)</b>	

*Figure 1 - The above projection model is constructed using variables for all major revenue and expense categories. The variables can be adjusted according to the latest projections and shifts in expectations making the model dynamic and flexible. New investments are built into the model as well as assumptions for inflation-based growth and other elements that make the model a picture of sustainable operations. With the mission “baked” into the model it is a matter of securing the funding so investment variables can be met.*

## Funding Model

The college operates on three primary revenue sources: property taxes, tuition and fees, and state appropriations. Reliance on these three sources has created a challenging dynamic with a limited number of balancing levers. This model, however, has not been static as shifts in the funding mix have created new budget considerations for the college. Figure 3 illustrates the historical change in each of the primary revenue sources. Increases in state funding in recent biennia have only started to account for the period of divestment from the state going back to 2008-09. The divestment created nearly a decade of unfunded increases in operating costs and also created a funding model more reliant on student tuition money. This has created challenges for affordability (tuition rates). Further information on each of the primary revenue sources follows.



## Property Taxes

Though steady and predictable, property taxes are subject to statutory limitations that do not allow for local government control of revenue generation. Measure 50 established permanent tax rates for all local districts and limited future growth to the lower of real market value or assessed value. Local governing boards no longer have the ability to adjust levy rates. Additionally, property tax revenue accounts for less than 20% of the operating funds for the



College. Despite the impact of the pandemic, collection rates on property taxes are expected to see minimal decline in the service district and new construction continues throughout.

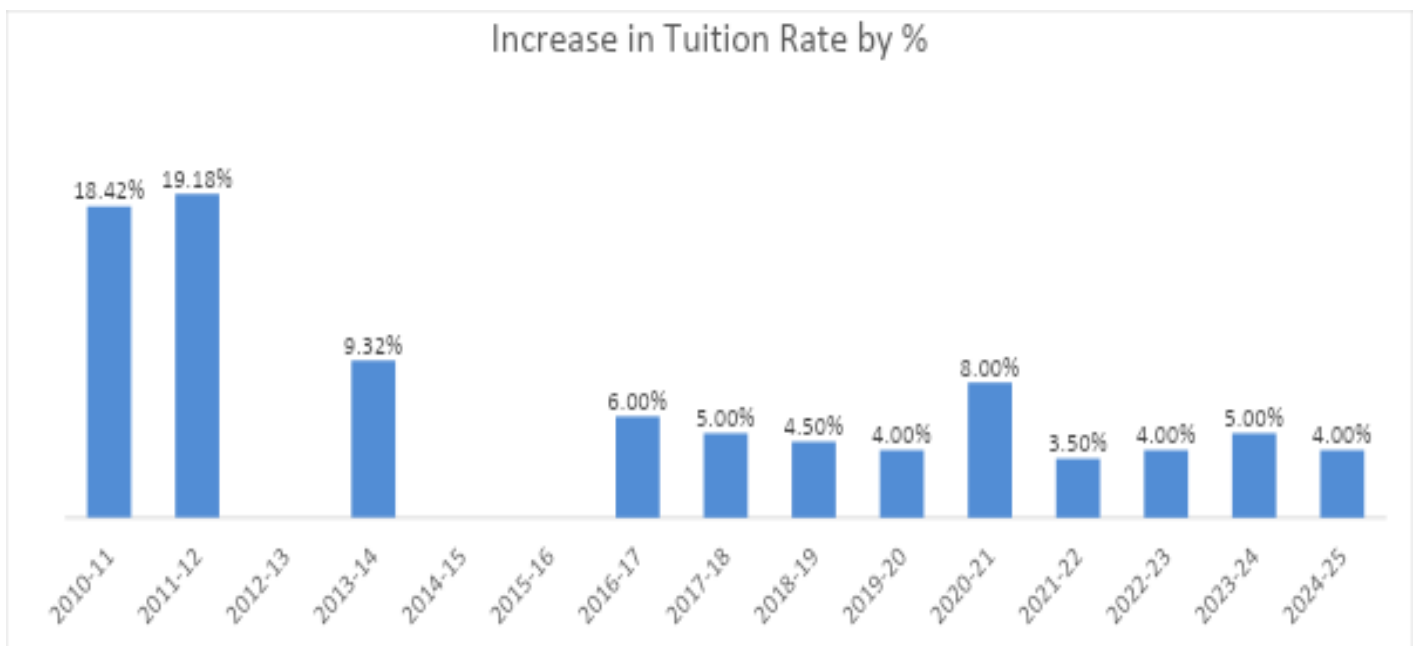
## Tuition Revenue

### Enrollment

Tuition and fee revenue is based on both enrollment levels and the tuition rate set by the Board of Education. The 2023-24 academic year has seen the largest increases in enrollment levels for many years. Though the Summer term began with a slight decline from the previous Summer, the Fall term saw positive year-over-year growth of nearly 8%. Winter term closed with nearly a 7% increase and with Spring approaching a 4% increase the 2023-24 year will close out with net growth near 5% over prior year. Though this suggests an upward trajectory the college is maintaining a relatively conservative approach to budgeted enrollment by considering the increase a more likely correction from the sharp decline brought on by COVID rather than a sign of strong upward enrollment trend. Typically, the employment rate has had an inverse relationship with enrollment at community colleges. Individuals facing unemployment with limited job prospects traditionally look to the community college as a positive step forward. Though the economic recovery has been unsteady and affected different populations disproportionately, the availability of jobs and shortage of workers has created opportunities for many individuals who may otherwise choose to attend college. The college has, therefore, elected to assume a modest two percent enrollment increase for the coming 2024-25 budget year.

### Tuition Rate

Lack of state funding has created added demand on tuition revenue. As discussed, total tuition revenue is impacted by the cyclical nature of enrollment. In order to create the long-term trend of tuition support for the overall funding model, the tuition rate itself must be adjusted over time. However, the tuition rate has been adjusted unevenly over time. Figure 4 illustrates a series a large increases followed by tuition freezes. This volatility is difficult for students to plan their personal finances around. The preferred model that began in 2016-17 is to trend the increases down and, ultimately, adopt an annual, incremental increase in the tuition rate going forward. The level of the annual increase is influenced by other revenue sources and any resulting budget shortfall. With that understanding, the Board of Education adopted a 4.00% increase for the 2024-25 academic year in March. This decision continues the pattern of annual increases kept as low as possible.



*Figure 4 - The college has shifted to a model that adopts smaller, annual tuition rate increases rather than tuition freezes followed by large spikes.*

Tuition increases, however, cannot come without careful consideration of student affordability. With the understanding that attending college has far-reaching financial impact on a student's life (well beyond just the cost of tuition), the college has operationalized many direct affordability efforts. The Linn-Benton Community College Foundation has also taken an active role in generating new funds and leveraging existing monies toward affordability-related use. The college's reliance on tuition revenue is a funding reality. However, our efforts to identify students in financial need, marshal resources for support, and deliver them in a targeted and timely manner is key to making that reality part of a sustainable model for our students and community. This effort has been made even more important given the far-reaching impact the COVID pandemic had on the most vulnerable populations in our communities. Affordable textbooks (Open Educational Resources), food security efforts, more progressive student account options, and the pursuit of affordable housing partnerships are just some of the efforts that have been initiated at the college.

## **State Appropriation**

Approximately 46% of the college's funding is budgeted to come from state aid as appropriated from the Community College Support Fund (CCSF). When the CCSF is determined, the amount set aside for each college is calculated by an established formula. The primary consideration in the formula is each college's enrollment relative to all other schools. The formula calls for a three-year weighted average of that relative enrollment percentage. The formula weights the most recently completed academic year full-time enrollment figure at 40% with prior years two and three weighted at 30% each. This weighted full-time enrollment figure is then calculated as a percentage of total statewide enrollment.

2024-25, the second year of the biennium, will see the implementation of a performance funding component in the overall state funding formula. The model combines a "front-end" element of Student Support which recognizes enrollment from specific groups that support workforce priorities and increases for underrepresented groups with a "back-end" element centered on specific academic progression metrics and priority completion statistics. The related data has not been finalized but early projections are being built into the state funding budget for the 2024-25 year.

Funding formula aside, a substantial increase to the CCSF is vital to the sustainability of the funding model and ability to fully serve our shared mission. For the current 2023-25 biennium the CCSF received a significant 14% increase which served to mitigate a portion of the enrollment drop-off and discontinuation of federal relief funding coming out of the COVID timeframe. However, underlying budget deficits persist along with the current and growing absorption of inflationary costs. The mid-biennium 2024-25 year will not see a change in funding beyond the performance funding component. However, the funding level of the 2025-27 biennium will be of primary importance during the coming budget year.

## **2024-25 Budget Challenges**

The funding model outlined above provides the context behind the financial challenges addressed in this proposed 2024-25 budget.

The 2023-24 fiscal year saw the broad scale, historic inflation of the past two years make its full impact on the college's operations. Expenses across virtually all categories increased, turning initial expectations of a break-even year into projected deficit spending nearing \$1 million. Additionally, the severe inflation has created upward pressure on wages as negotiations with the College's various bargaining units settle on compensation levels for the new contract cycle. These effects have combined to create a difficult financial picture for the 2024-25 budget year and beyond.

Though there have been positive signs on the revenue side (enrollment year-over-year increasing by approximately 5% and increased overall state funding continuing through the second year of the biennium), revenue growth continues to be outpaced by the sharp rise in expenses. The overall cost structure for the College's operations has struggled to

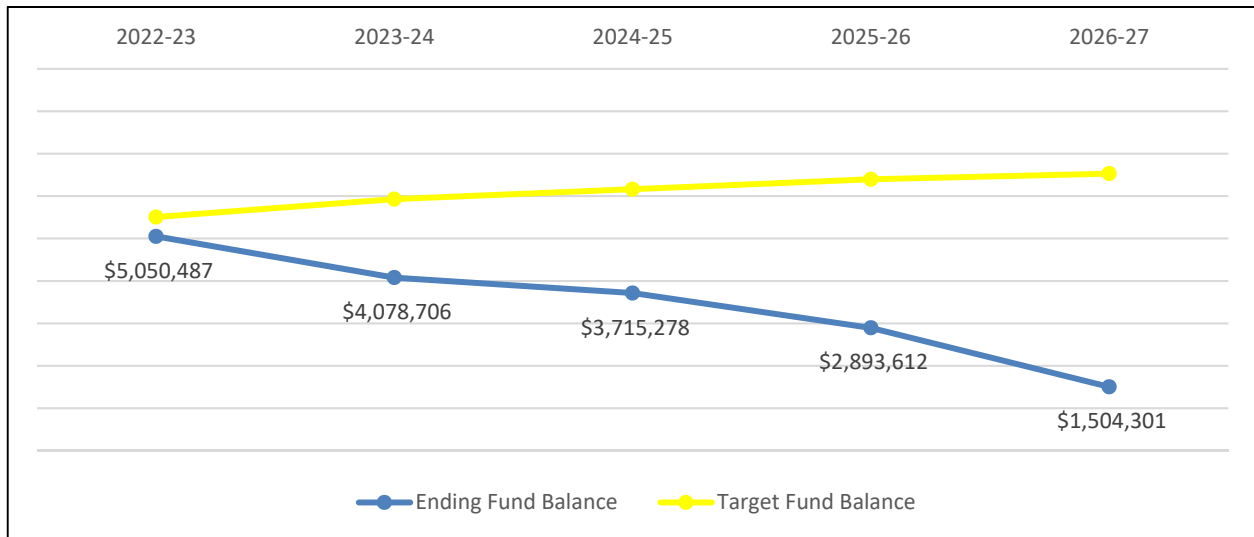


remain sustainable in recent years, relying on one-time funding against deficit spending, and the impact of inflation has exacerbated these challenges.

The 2024-25 proposed budget does not include new cost reductions. The cost reductions decided in 2021-22 and implemented in 2023-24 also have a component to be realized in the 2024-25 budget as academic programs that were reduced complete teach-outs. As the 2024-25 year plays out the College will closely observe state aid expectations for the coming biennium and any shifts to enrollment patterns to determine what level of reductions may be in play. However, the 2024-25 year will serve as a year to realize the remaining portion of the previously decided cuts and embark on the creation of a new strategic plan which will help inform any financial-related changes regardless of scale.

In the previous fiscal year the college pursued an additional COVID-relief program known as the Employee Retention Credit. This program provides partial credit for payroll costs for organizations that experienced substantial impact to business operations during the pandemic. The college was made eligible for this program through an extension to the original CARES act. The net credits currently estimated for the college stand at \$6.7 million. Processing bottlenecks and audits at the Federal level have created an extended delay for the funds but they remain as an expected receivable and, when received, will help to offset deficit spending for the 2024-25 budget.

Like HEERF funding, ERC money is one-time in nature and will enable the college to replenish some of the fund balance depleted during the deficit spending of the prior few years. The college watches reserve levels closely to ensure the board-appointed 10% target is being considered. Figure 6 illustrates projected fund balance levels using the forward facing budget projection model.



### Retirement Costs

One expense category of note that the college holds no direct control over is the required contribution to the Public Employees Retirement System (PERS). The college makes mandatory contributions for all eligible employees to the PERS system. These contributions represent direct expenses to the college. The contribution rates, as set by PERS, are updated at the beginning of each biennium using actuarial analysis. The 2024-25 year represents a mid-biennium year and, therefore, PERS rates remain flat. However, substantial rate increases are expected for the next biennium and the budget projection model has incorporated those expectations.

## Investment Opportunities

In line with the mission-driven budget philosophy, this budget recommends the consideration of three primary avenues of investment in LBCC's future: operational costs associated with capital projects, budget enhancements to further mission and goals, and strategic funding of new initiatives. These investments will provide direct support for the College's mission and enable continued innovation.

### Capital Project Operating Costs

The budget must not only factor in the one-time costs for project construction, but the ongoing operational needs that will continue each year going forward. Though construction projects are underway relating to the General Obligation bonds approved in May 2022 there have been no projects completed that require budgeted operational expenses for the coming fiscal year.

### Budget Enhancements

Budget Enhancements represent expansions of the existing budget made with a specific, targeted performance in mind. They are designed to allocate resources to strategic goals. Packages likely to be funded include:

Adult Basic Skills	Funding partial position to retain ABS efforts	\$ 20,000
Admissions	Funding for continuation of campus tours	\$ 15,000
Admissions	High school outreach position off of Strategic Initiatives	\$ 86,177
Affordability	Continuation of Benefits Navigator position	\$ 11,000
Athletics	Adjust coach stipends to create equity and compliance	\$ 80,000
Advanced Manufacturing, Trans Tech	1.0 Faculty Electric Vehicle Technician	\$ 116,383
Advanced Manufacturing, Trans Tech	1.0 CC Auto Technician Instructional Assistant	\$ 80,000
Business, Ed, & Language Arts	1.0 Faculty Communications	\$ 116,383
First Resort	Funds for Student Ambassadors post Title III grant	\$ 20,000
Foundation/Advancement	Shared position with Foundation - events and donor campaigns	\$ 50,000

These budget enhancements represent a larger investment than the prior year for two primary reasons. First, the 2024-25 budget year will see several grant funds sunset or be reduced, requiring general fund money to continue vital efforts. Second, several areas of growth were identified where course offerings were unable to meet demand (Communications), new programming will draw students in (Electric Vehicles), and donor and community engagement can be maximized. Although increased budget enhancements create additional strain on the operating budget, they represent opportunities for much needed growth, required compliance, and stabilizing vital areas of operations across campus.

### Strategic Initiatives

The Board of Education has committed to continued funding for Strategic Investments. This funding level has been set to \$400,000 annually. Strategic investments are projects that are unproven but worthy of consideration for a short period of time (no more than two years) in order to be tested. Successful companies do not abandon research and development budgets in tighter financial times but consider them investments in a better future for the organization. Despite a reduced budget footprint the Board's overall commitment to this funding reflects a similarly bold approach to the future of LBCC. Examples of some recent initiatives include:

- Student Employment Center – creation of a dedicated Student Employment Center to provide information, guidance, and opportunity for students to find Work-study, Learn & Earn, and other employment opportunities on campus. These positions have historically gone under-filled (especially during the pandemic) but represent a proven retention strategy with students.
- Industry Training Partnerships – funds pay for dedicated staff to coordinate a joint training program with local industry to combine the college’s recruiting and registration infrastructure with the private industry’s facilities and standards to enable training for high-demand positions.

## Summary

The 2024-25 budget represents a challenging transition year where the effects of fully realized reductions and positive post-COVID enrollment are met with the harsh impact of inflation across all areas of the college. We remain confident and committed to coming through this turbulent time as a stronger, even more focused institution with a sustainable financial model supporting it. This budget calls for the following:

- Full realization of cost reductions outlined ahead of the current 2023-24 budget.
- Increase in tuition revenue via a 4.0% tuition rate adjustment – this proposed increase recognizes the reality of the college’s funding model but balances affordability to the maximum extent possible.
- Absorbing inflationary increases across expense categories and increasing revenue in auxiliary, fee-based areas.

We will continue to meet this changing environment with a hopeful, creative approach and a commitment to improve our communities through the education we provide.

## Acknowledgments

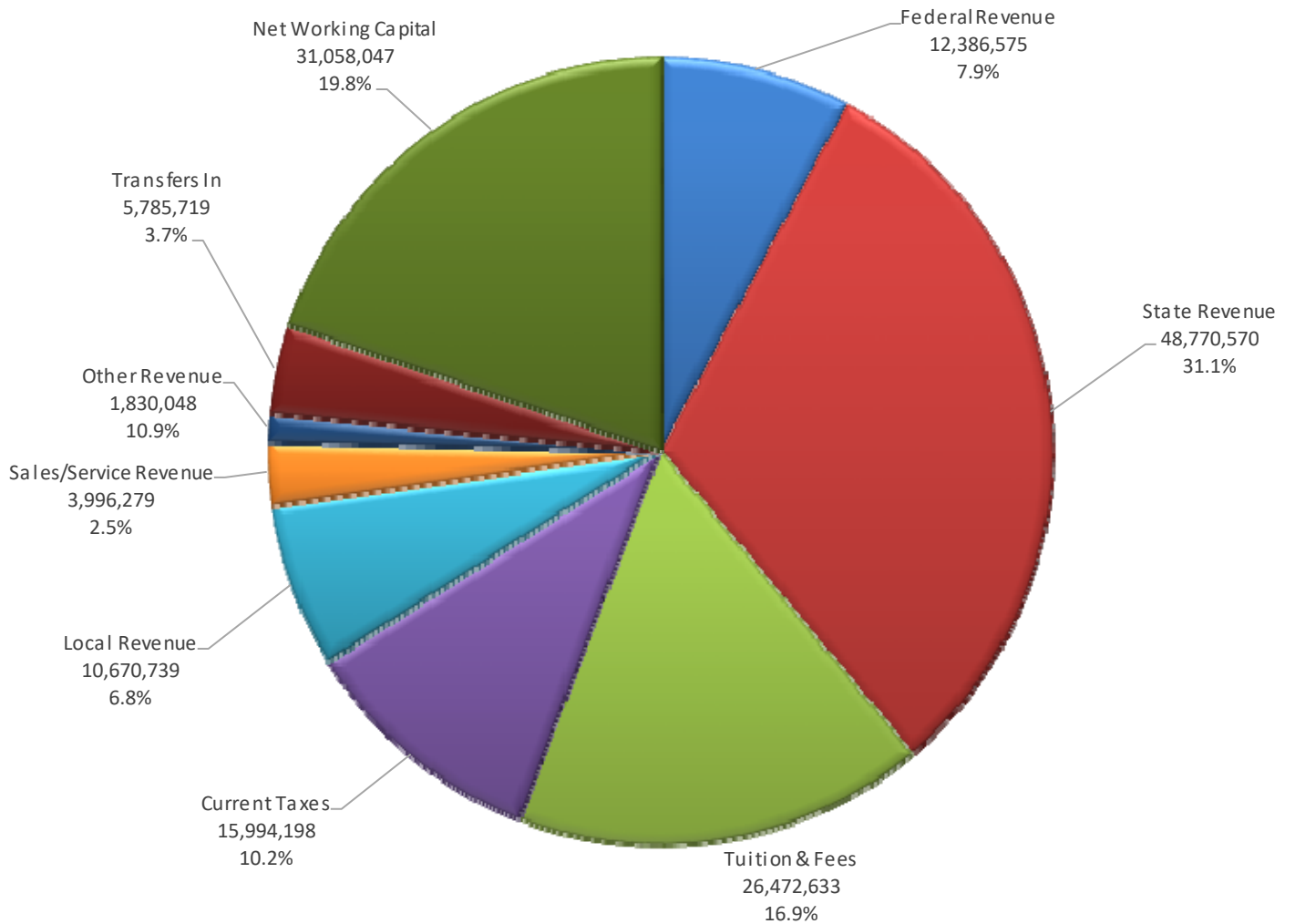
I want to extend my sincere gratitude to all faculty, academic professionals, classified employees, and the confidential and management team for their dedication, commitment, and professionalism in our shared pursuit of our mission. I would also like to extend special thanks to those who have put a considerable amount of time, energy, and effort into the development of this budget. Finally, I would like to recognize the Business Office budget staff for the incredible job they do in pulling together a very complex and comprehensive budget each year. I am grateful for the contributions of the entire college community in helping us move forward together despite the challenging and uncertain era in which we find ourselves.

Sincerely,



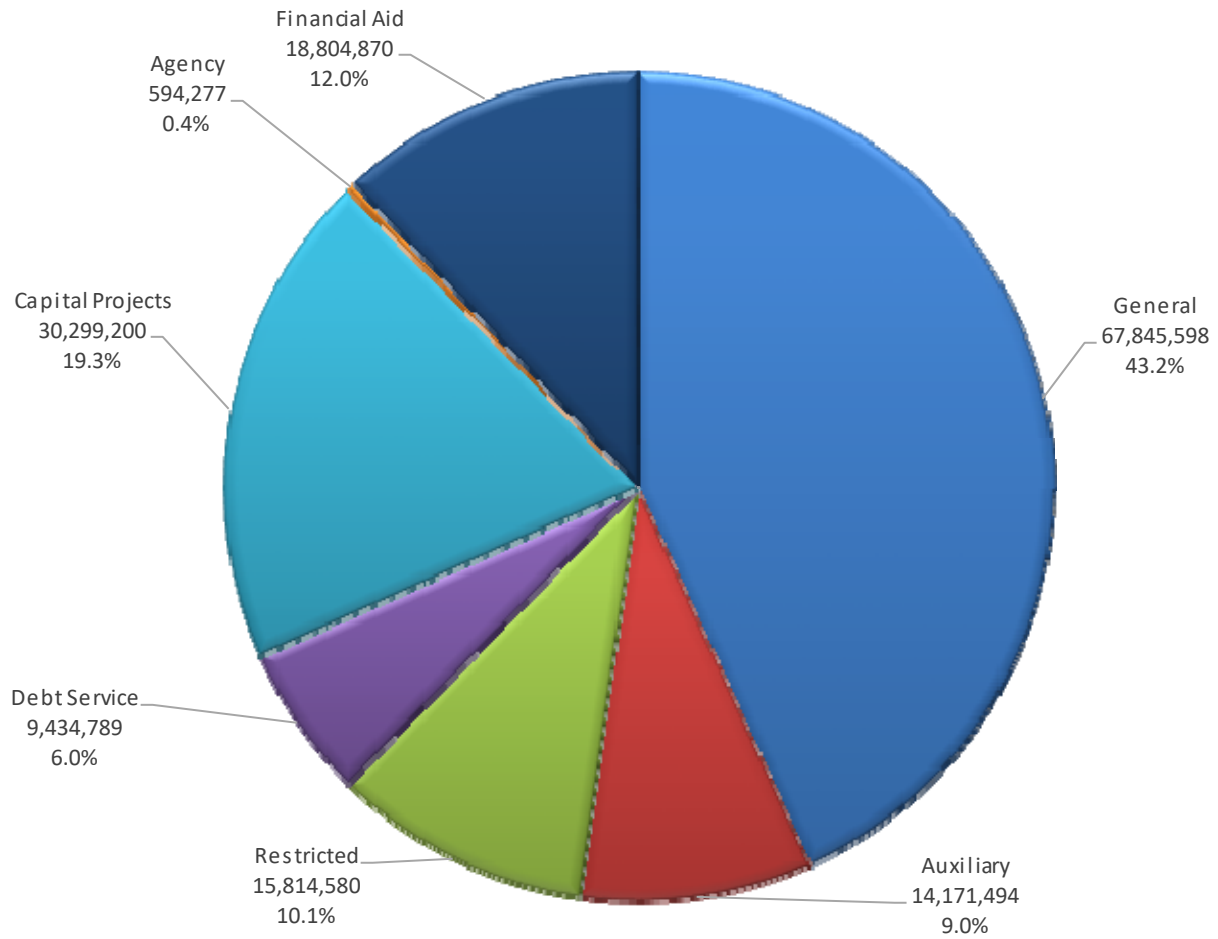
Lisa Avery  
President

# All Funds Resources



All Funds Resources by Source  
\$156,964,808

# All Funds Requirements by Fund



Total Requirements by Fund  
\$156,964,808

# Comparison of 2023-24 Adopted Budget to 2024-25 Adopted Budget

## Resources

RESOURCES					
FUND	RESOURCES CATEGORY	ADOPTED & CHANGES 2023-2024	ADOPTED 2024-2025	DOLLAR CHANGE	PERCENT CHANGE
<b>GENERAL</b>	Net Working Capital (Carryover)	\$ 5,954,205	\$ 4,078,725	\$ (1,875,480)	-31.50%
	State Revenue	25,996,579	28,239,709	2,243,130	8.63%
	Local Revenue	29,398,289	32,416,664	3,018,375	10.27%
	Other Revenue	617,916	835,500	217,584	35.21%
	Transfers In	2,150,000	2,275,000	125,000	5.81%
	<b>TOTAL</b>		<u>\$ 64,116,989</u>	<u>\$ 67,845,598</u>	<u>\$ 3,728,609</u>
<b>AUXILIARY</b>	Net Working Capital (Carryover)	\$ 2,984,921	\$ 2,726,065	\$ (258,856)	-8.67%
	State Revenue	108,772	26,044	(82,728)	-76.06%
	Local Revenue	6,485,346	7,385,106	899,760	13.87%
	Sales/Service Revenue	3,497,905	3,996,279	498,374	14.25%
	Other Revenue	12,800	38,000	25,200	196.88%
	Transfers In	0	0	0	0.00%
<b>TOTAL</b>		<u>\$ 13,089,744</u>	<u>\$ 14,171,494</u>	<u>\$ 1,081,750</u>	<u>8.26%</u>
<b>RESTRICTED FUNDS</b>	Net Working Capital (Carryover)	\$ 3,138,106	\$ 2,498,665	\$ (639,441)	-20.38%
	Federal Revenue	6,634,195	3,871,651	(2,762,544)	-41.64%
	State Revenue	4,778,604	4,254,817	(523,787)	-10.96%
	Local Revenue	3,190,772	5,189,447	1,998,675	62.64%
	<b>TOTAL</b>		<u>\$ 17,741,677</u>	<u>\$ 15,814,580</u>	<u>\$ (1,927,097)</u>
<b>CAPITAL PROJECTS</b>	Net Working Capital (Carryover)	\$ 27,145,625	\$ 21,425,450	\$ (5,720,175)	-21.07%
	State Revenue	8,000,000	7,750,000	(250,000)	0.00%
	Local Revenue	20,500	15,500	(5,000)	-24.39%
	Other Revenue	0	0	0	100.00%
	Transfers In	1,108,250	1,108,250	0	0.00%
<b>TOTAL</b>		<u>\$ 36,274,375</u>	<u>\$ 30,299,200</u>	<u>\$ (5,975,175)</u>	<u>-16.47%</u>
<b>DEBT SERVICE</b>	Local Revenue	\$ 7,949,597	\$ 8,360,371	\$ 410,774	5.17%
	Transfers In	1,078,718	1,074,418	(4,300)	-0.40%
	<b>TOTAL</b>		<u>\$ 9,028,315</u>	<u>\$ 9,434,789</u>	<u>\$ 406,474</u>



## Comparison of 2023-24 Adopted Budget to 2024-25 Adopted Budget Resources

FUND	RESOURCES CATEGORY	RESOURCES			
		ADOPTED & CHANGES 2023-2024	ADOPTED 2024-2025	DOLLAR CHANGE	PERCENT CHANGE
<b>FINANCIAL AID</b>	Net Working Capital (Carryover)	\$ 42,500	\$ 42,500	\$ 0	0.00%
	Federal Revenue	8,578,044	8,514,924	(63,120)	-0.74%
	State Revenue	8,506,000	8,500,000	(6,000)	-0.07%
	Local Revenue	1,599,760	1,747,446	147,686	9.23%
	Transfers In	80,680	0	(80,680)	-100.00%
	<b>TOTAL</b>		<u>\$ 18,806,984</u>	<u>\$ 18,804,870</u>	<u>\$ (2,114)</u>
<b>AGENCIES/ CLUBS</b>	Net Working Capital (Carryover)	\$ 119,750	\$ 286,642	\$ 166,892	139.37%
	Local Revenue	195,654	307,635	111,981	57.23%
	Sales/Service Revenue	0	0	0	0.00%
	Transfers In	0	0	0	0.00%
	<b>TOTAL</b>		<u>\$ 315,404</u>	<u>\$ 594,277</u>	<u>\$ 278,873</u>
<b>TOTAL RESOURCES-ALL FUNDS</b>					
		<u>\$ 159,373,488</u>	<u>\$ 156,964,808</u>	<u>\$ (2,408,680)</u>	<u>-1.51%</u>

# Comparison of 2023-24 Adopted Budget to 2024-25 Adopted Budget Requirements

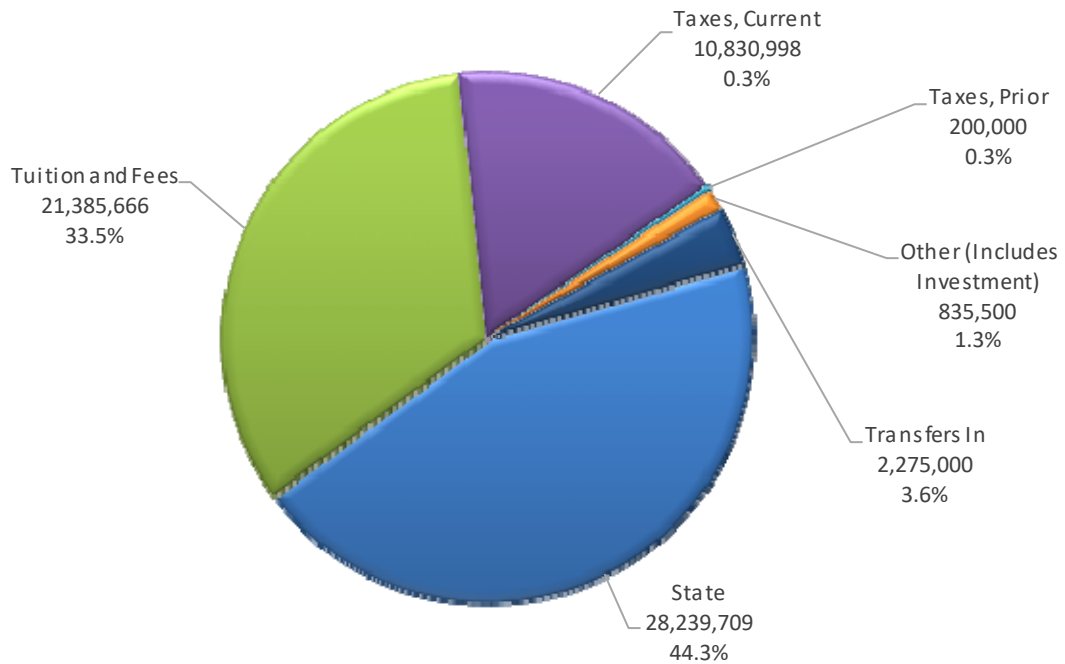
REQUIREMENTS							
FUND	PROGRAM CATEGORY	ADOPTED & CHANGES 2023-2024	FTE	ADOPTED 2024-2025	FTE	DOLLAR CHANGE	PERCENT CHANGE
<b>GENERAL</b>	Instruction	\$ 26,211,258	231.440	\$ 26,278,095	220.240	\$ 66,837	0.25%
	Instructional Support	11,499,775	112.360	10,963,574	106.470	(536,201)	-4.66%
	Student Services	6,342,953	60.940	7,325,729	68.360	982,776	15.49%
	College Support Services	11,919,552	76.974	12,817,660	77.500	898,108	7.53%
	Plant Operations	3,478,497	14.234	3,759,840	14.234	281,343	8.09%
	Financial Aid/Agency	2,181,958	n/a	2,180,011	n/a	(1,947)	-0.09%
	Reserves	2,482,996	n/a	4,520,689	n/a	2,037,693	82.07%
	<b>TOTAL</b>		<u>\$ 64,116,989</u>	<u>504.575</u>	<u>\$ 67,845,598</u>	<u>486.804</u>	<u>\$ 3,728,609</u>
<b>AUXILIARY</b>	Instruction	\$ 4,236,547	22.767	\$ 4,060,031	18.770	\$ (176,516)	-4.17%
	Instructional Support	3,210,060	25.960	3,255,500	27.090	45,440	1.42%
	Student Services	1,082,340	7.784	2,002,936	8.400	920,596	85.06%
	Community Services	200,000	n/a	220,000	n/a	20,000	10.00%
	College Support Services	1,188,613	1.000	1,175,050	1.000	(13,563)	-1.14%
	Plant Operations	18,000	n/a	18,000	n/a	0	0.00%
	Plant Additions	35,000	n/a	0	n/a	(35,000)	-100.00%
	Financial Aid/Agency	172,122	n/a	175,000	n/a	2,878	1.67%
	Auxiliary Enterprises	2,731,018	14.586	3,169,758	13.960	438,740	16.07%
	Reserves	216,044	n/a	95,219	n/a	(120,825)	-55.93%
<b>TOTAL</b>		<u>\$ 13,089,744</u>	<u>72.097</u>	<u>\$ 14,171,494</u>	<u>69.220</u>	<u>\$ 1,081,750</u>	<u>8.26%</u>
<b>RESTRICTED FUNDS</b>	Instruction	\$ 4,143,650	39.440	\$ 4,537,601	44.820	\$ 393,951	9.51%
	Instructional Support	9,681,480	26.408	6,987,203	24.980	(2,694,277)	-27.83%
	Student Services	776,780	4.304	559,582	4.490	(217,198)	-27.96%
	College Support Services	2,905,872	11.614	3,730,194	18.380	824,322	28.37%
	Financial Aid/Agency	100,000	n/a	0	n/a	(100,000)	-100.00%
	Reserves	133,895	n/a	0	n/a	(133,895)	-100.00%
	<b>TOTAL</b>		<u>\$ 17,741,677</u>	<u>81.766</u>	<u>\$ 15,814,580</u>	<u>92.670</u>	<u>\$ (1,927,097)</u>

# Comparison of 2023-24 Adopted Budget to 2024-25 Adopted Budget Requirements

REQUIREMENTS							
FUND	PROGRAM CATEGORY	ADOPTED & CHANGES 2023-2024	FTE	ADOPTED 2024-2025	FTE	DOLLAR CHANGE	PERCENT CHANGE
<b>CAPITAL</b>	Instruction	\$ 5,450	n/a	\$ 5,450	n/a	0	0.00%
<b>PROJECTS</b>	Instructional Support	615,003	5.250	0	0.000	(615,003)	-100.00%
	College Support Services	6,236,014	n/a	2,750,000	n/a	(3,486,014)	-55.90%
	Plant Operations	1,243,750	n/a	1,243,750	n/a	0	0.00%
	Plant Additions	26,000,000	n/a	21,000,000	n/a	(5,000,000)	-19.23%
	Financial Aid/Agency/Transfers	2,174,158	n/a	5,300,000	n/a	3,125,842	143.77%
	<b>TOTAL</b>	<u>\$ 36,274,375</u>	<u>5.250</u>	<u>\$ 30,299,200</u>	<u>0.000</u>	<u>(5,975,175)</u>	<u>-16.47%</u>
<b>DEBT SERVICE</b>	College Support Services	\$ 9,028,315	n/a	\$ 9,434,789	n/a	\$ 406,474	4.50%
	<b>TOTAL</b>	<u>\$ 9,028,315</u>	<u>n/a</u>	<u>\$ 9,434,789</u>	<u>n/a</u>	<u>\$ 406,474</u>	<u>4.50%</u>
<b>FINANCIAL AID</b>	College Support Services	\$ 10,000	n/a	\$ 0	n/a	\$ (10,000)	-100.00%
	Financial Aid/Agency	18,796,984	10.017	18,804,870	10.017	7,886	0.04%
	<b>TOTAL</b>	<u>\$ 18,806,984</u>	<u>10.017</u>	<u>\$ 18,804,870</u>	<u>10.017</u>	<u>\$ (2,114)</u>	<u>-0.01%</u>
<b>AGENCIES/ CLUBS</b>	Instructional Support	\$ 0	n/a	\$ 0	n/a	\$ 0	0.00%
	Student Services	313,203	0.266	594,277	0.266	281,074	89.74%
	Community Services	0	n/a	0	n/a	0	0.00%
	Financial Aid/Agency	0	n/a	0	n/a	0	0.00%
	Reserves	2,201	n/a	0	n/a	(2,201)	-100.00%
	<b>TOTAL</b>	<u>\$ 315,404</u>	<u>0.266</u>	<u>\$ 594,277</u>	<u>0.266</u>	<u>\$ 278,873</u>	<u>88.42%</u>
<b>TOTAL REQUIREMENTS-ALL FUNDS</b>		<u>\$ 159,373,488</u>	<u>668.721</u>	<u>\$ 156,964,808</u>	<u>658.977</u>	<u>\$ (2,408,680)</u>	<u>\$ -1.51%</u>

## General Fund Summary of Resources

	<u>ACTUAL</u> <u>2021-2022</u>	<u>ACTUAL</u> <u>2022-2023</u>	<u>CURRENT</u> <u>BUDGET</u> <u>2023-2024</u>	<u>ADOPTED</u> <u>BUDGET</u> <u>2024-2025</u>
State	\$ 24,925,111	\$ 24,427,830	\$ 25,996,579	\$ 28,239,709
Federal	1,618,043	0	0	0
Tuition and Fees	17,022,722	17,528,230	19,007,903	21,385,666
Taxes, Current	9,625,664	10,012,818	10,189,452	10,830,998
Taxes, Prior	164,647	114,826	200,934	200,000
Other (Includes Investment)	452,013	1,830,048	617,916	835,500
Transfers In	<u>150,000</u>	<u>1,150,000</u>	<u>2,150,000</u>	<u>2,275,000</u>
Sub-Total Revenue	53,958,200	55,063,752	58,162,784	63,766,873
Net Working Capital (Carryover)	<u>10,347,428</u>	<u>7,902,078</u>	<u>5,954,205</u>	<u>4,078,725</u>
<b>TOTAL RESOURCES</b>	<u><u>64,305,628</u></u>	<u><u>\$ 62,965,830</u></u>	<u><u>\$ 64,116,989</u></u>	<u><u>\$ 67,845,598</u></u>



# General Fund

## Summary of Resources

ACCOUNT NUMBER AND NAME	ACTUAL	ACTUAL	CURRENT	PROPOSED	APPROVED	ADOPTED
	2021-2022	2022-2023	BUDGET 2023-2024	BUDGET 2024-2025	BUDGET 2024-2025	BUDGET 2024-2025
011XX Taxes, Current	9,625,664	10,012,818	10,189,452	10,830,998	10,830,998	10,830,998
01120 Taxes, Prior	164,647	114,826	200,934	200,000	200,000	200,000
012XX Tuition and Fees	17,022,722	17,528,230	19,007,903	21,385,666	21,385,666	21,385,666
014XX Interest from All Sources	106,317	430,071	207,416	420,000	420,000	420,000
0165X Admissions Application Fees	12,610	0	0	0	0	0
016XX Testing Fees	940	1,365	0	0	0	0
01730 Facility Rental Fees	6,311	24,023	10,000	15,000	15,000	15,000
01745 Telecomm. Equipment Rental	30,095	28,421	0	0	0	0
01785 Indirect Cost/Admin. Allow. Rev.	157,307	678,889	350,000	350,000	350,000	350,000
04210 State Reimbursement	24,925,111	24,427,830	25,996,579	28,239,709	28,239,709	28,239,709
5310 Federal Grants	1,618,043	0	0	0	0	0
0XXXX Miscellaneous--Other Revenue	138,433	667,279	50,500	50,500	50,500	50,500
80200 Transfer In--From Auxiliary Fund	150,000	150,000	150,000	275,000	275,000	275,000
80300 Transfer In--From Special Proj Fund	0	0	0	0	0	0
80600 Transfer In--From Plant Fund	0	1,000,000	2,000,000	2,000,000	2,000,000	2,000,000
09999 Net Working Capital	0	148	5,954,205	4,078,725	4,078,725	4,078,725
<b>TOTAL RESOURCES</b>	<b>53,958,200</b>	<b>55,063,900</b>	<b>64,116,989</b>	<b>67,845,598</b>	<b>67,845,598</b>	<b>67,845,598</b>

Prior year columns show actual revenues for the fiscal year indicated.

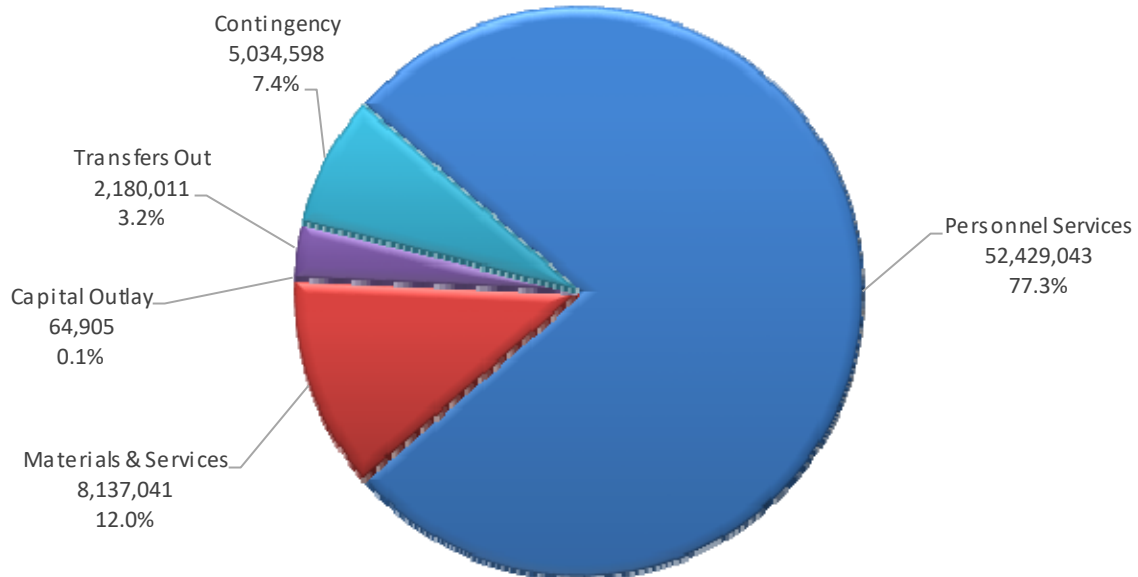
Budget year columns show estimated resources, including net working capital-carryover.

### Notes to 2024-2025 Budget Year

- Net Working Capital – Actual is based on prior year ending balance. Budget year columns are Board directed.
- State – Based on latest estimates provided by the Higher Education Coordinating Commission.
- Tuition & Fees – 2024-25 General Fund tuition is set at \$144.04 per credit and an additional differential tuition of 21% for selected classes.
- Taxes, Current – Net levy tax collections at 95% plus offsets: assumes 4.50% growth over projected FY23-24.
- Taxes, Prior – Taxes collected for prior year assessments.
- Transfers In – Includes overhead East Linn Center.

## General Fund Summary of Requirements

	<u>ACTUAL</u> <u>2021-2022</u>	<u>ACTUAL</u> <u>2022-2023</u>	<u>CURRENT</u> <u>BUDGET</u> <u>2023-2024</u>	<u>ADOPTED</u> <u>BUDGET</u> <u>2024-2025</u>
Personnel Services	\$ 46,792,012	\$ 48,783,169	\$ 52,028,347	\$ 52,429,043
Materials & Services	6,556,958	6,899,923	7,377,023	8,137,041
Capital Outlay	40,043	68,977	64,905	64,905
Transfers Out	<u>3,014,592</u>	<u>2,161,968</u>	<u>2,163,718</u>	<u>2,180,011</u>
Sub-Total Expenditures	56,403,605	57,914,037	61,633,993	62,811,000
Contingency	0	0	2,482,996	5,034,598
Unappropriated Ending Fund Balance	<u>7,902,078</u>	<u>5,050,487</u>	<u>0</u>	<u>0</u>
<b>TOTAL REQUIREMENTS</b>	<u>\$ 64,305,683</u>	<u>\$ 62,964,524</u>	<u>\$ 64,116,989</u>	<u>\$ 67,845,598</u>





## General Fund Summary by Use

ACCOUNT	INSTRUCTION	INST. SUPPORT	STUDENT SERVICES	COMMUNITY SERVICES	COLLEGE SUPPORT	PLANT OPERATIONS	PLANT ADDITIONS	FINANCIAL AID/AGENCY	RESERVES	TOTAL
PERSONNEL EXPENSES	16,990,817	6,542,409	4,337,387	0	5,798,142	898,800	0	0	0	34,567,555
BENEFIT EXPENSES	8,245,863	3,515,866	2,315,367	0	3,148,214	636,178	0	0	0	17,861,488
MATERIALS & SERVICES	849,696	782,621	582,605	0	3,733,274	2,188,845	0	0	0	8,137,041
FINANCIAL AID	0	0	0	0	0	0	0	0	0	0
CAPITAL OUTLAY	0	49,905	0	0	15,000	0	0	0	0	64,905
CONTINGENCY EXPENSE	191,719	72,773	90,370	0	123,030	36,017	0	0	4,520,689	5,034,598
TRANSFERS OUT	0	0	0	0	0	0	2,180,011	0	0	2,180,011
	<u>26,278,095</u>	<u>10,963,574</u>	<u>7,325,729</u>	<u>0</u>	<u>12,817,660</u>	<u>3,759,840</u>	<u>2,180,011</u>	<u>0</u>	<u>4,520,689</u>	<u>67,845,598</u>

### Notes to 2024-2025 Budget Year

- Personnel Expenses – Includes salary and benefit expense.
- Materials and Services – Includes materials, supplies, printing, utilities, contract services and other services.
- Capital Outlay – Building construction and equipment with a unit cost of \$5,000 or more and a useful life of one year or more.
- Transfers Out – Transfer to other funds.
  - Roof Reserves - \$200,000
  - Major Maintenance Reserve - \$355,000
  - Technology Reserve - \$500,000
  - General Equipment Reserve - \$30,000
  - Debt Service - \$1,095,011
- Contingency – Amount set aside for the upcoming year, including budgeted ending fund balance.

# General Fund

## Requirements by Major Program

PROGRAM TYPE	ACTUAL		CURRENT	FTE	PROPOSED		APPROVED	ADOPTED	FTE
	2021-2022	2022-2023	BUDGET 2023-2024		BUDGET 2024-2025	FTE	BUDGET 2024-2025	BUDGET 2024-2025	
<b>10000 INSTRUCTION</b>									
Personnel Services	23,189,598	28,914,441	25,395,767	231.440	25,236,680	220.240	25,236,680	25,236,680	220.24
Materials & Services	670,247	861,112	815,491	n/a	849,696	n/a	849,696	849,696	n/a
Capital Outlay	0	0	0	n/a	0	n/a	0	0	n/a
Transfers Out	0	0	0	n/a	0	n/a	0	0	n/a
Contingency/Unapp.End.Fund.Bal	0	0	0	n/a	191,719	n/a	191,719	191,719	n/a
Total Program Requirements	23,859,845	29,775,553	26,211,258	231.440	26,278,095	220.240	26,278,095	26,278,095	220.240
<b>20000 INSTRUCTIONAL SUPPORT</b>									
Personnel Services	9,468,361	5,234,059	10,614,590	112.360	10,058,275	106.470	10,058,275	10,058,275	106.47
Materials & Services	339,807	355,147	835,280	n/a	782,621	n/a	782,621	782,621	n/a
Capital Outlay	40,043	48,264	49,905	n/a	49,905	n/a	49,905	49,905	n/a
Transfers Out	0	0	0	n/a	0	n/a	0	0	n/a
Contingency/Unapp.End.Fund.Bal	0	0	0	n/a	72,773	n/a	72,773	72,773	n/a
Total Program Requirements	9,848,211	5,637,470	11,499,775	112.360	10,963,574	106.470	10,963,574	10,963,574	106.470
<b>30000 STUDENT SERVICES</b>									
Personnel Services	5,324,728	5,681,790	5,930,313	60.940	6,652,754	68.360	6,652,754	6,652,754	68.36
Materials & Services	351,073	485,198	486,813	n/a	582,605	n/a	582,605	582,605	n/a
Capital Outlay	0	0	0	n/a	0	n/a	0	0	n/a
Transfers Out	0	0	0	n/a	0	n/a	0	0	n/a
Contingency/Unapp.End.Fund.Bal	0	0	956	n/a	90,370	n/a	90,370	90,370	n/a
Total Program Requirements	5,675,801	6,166,988	6,342,953	60.940	7,325,729	68.360	7,325,729	7,325,729	68.360
<b>50000 COLLEGE SUPPORT SERVICES</b>									
Personnel Services	7,758,037	6,613,887	8,683,985	76.974	8,946,356	77.500	8,946,356	8,946,356	77.5
Materials & Services	3,122,672	2,915,407	3,220,567	n/a	3,733,274	n/a	3,733,274	3,733,274	n/a
Capital Outlay	0	0	15,000	n/a	15,000	n/a	15,000	15,000	n/a
Transfers Out	0	0	0	n/a	0	n/a	0	0	n/a
Contingency/Unapp.End.Fund.Bal	0	0	0	n/a	123,030	n/a	123,030	123,030	n/a
Total Program Requirements	10,880,709	9,529,294	11,919,552	76.974	12,817,660	77.500	12,817,660	12,817,660	77.500
<b>60000 PLANT OPERATIONS/MAINTENANCE</b>									
Personnel Services	1,051,288	2,338,992	1,477,865	14.234	1,534,978	14.780	1,534,978	1,534,978	14.78
Materials & Services	2,073,159	2,283,059	2,000,632	n/a	2,188,845	n/a	2,188,845	2,188,845	n/a
Capital Outlay	0	20,713	0	n/a	0	n/a	0	0	n/a
Transfers Out	0	0	0	n/a	0	n/a	0	0	n/a
Contingency/Unapp.End.Fund.Bal	0	0	0	n/a	36,017	n/a	36,017	36,017	n/a
Total Program Requirements	3,124,447	4,642,764	3,478,497	14.234	3,759,840	14.780	3,759,840	3,759,840	14.780
<b>75000 TRANSFERS</b>									
Personnel Services	0	0	0	n/a	0	n/a	0	0	n/a
Materials & Services	0	0	0	n/a	0	n/a	0	0	n/a
Capital Outlay	0	0	0	n/a	0	n/a	0	0	n/a
Transfers Out	3,014,592	2,161,968	2,181,958	n/a	2,180,011	n/a	2,180,011	2,180,011	n/a
Contingency/Unapp.End.Fund.Bal	0	0	0	n/a	0	n/a	0	0	n/a
Total Program Requirements	3,014,592	2,161,968	2,181,958	n/a	2,180,011	n/a	2,180,011	2,180,011	n/a

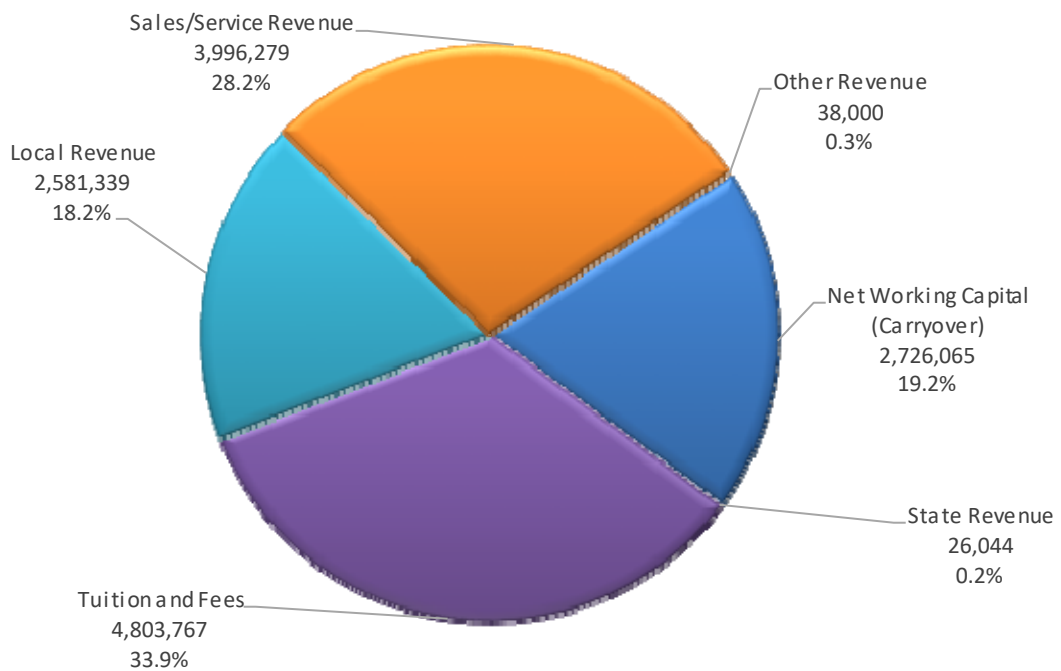
# General Fund

## Requirements by Major Program

PROGRAM TYPE	ACTUAL	ACTUAL	CURRENT		PROPOSED		APPROVED	ADOPTED	
	2021-2022	2022-2023	BUDGET	FTE	BUDGET	FTE	BUDGET	BUDGET	FTE
			2023-2024		2024-2025		2024-2025	2024-2025	
<b>90000 RESERVES (CONTINGENCY)</b>									
Personnel Services	0	0	0	n/a	0	n/a	0	0	n/a
Materials & Services	0	0	0	n/a	0	n/a	0	0	n/a
Capital Outlay	0	0	0	n/a	0	n/a	0	0	n/a
Transfers Out	0	0	0	n/a	0	n/a	0	0	n/a
Contingency/Unapp.End.Fund.Bal	0	0	2,482,996	n/a	4,520,689	n/a	4,520,689	4,520,689	n/a
Total Program Requirements	0	0	2,482,996	n/a	4,520,689	n/a	4,520,689	4,520,689	n/a
<b>TOTAL REQUIREMENTS</b>									
Personnel Services	46,792,012	48,783,169	52,028,347	495.948	52,429,043	487.350	52,429,043	52,429,043	487.35
Materials & Services	6,556,958	6,899,923	7,358,783	n/a	8,137,041	n/a	8,137,041	8,137,041	n/a
Capital Outlay	40,043	68,977	64,905	n/a	64,905	n/a	64,905	64,905	n/a
Transfers Out	3,014,592	2,161,968	2,181,958	n/a	2,180,011	n/a	2,180,011	2,180,011	n/a
Contingency/Unapp.End.Fund.Bal	0	0	2,482,996	n/a	5,034,598	n/a	5,034,598	5,034,598	n/a
<b>TOTAL PROGRAM REQUIREMENTS</b>	<b>56,403,605</b>	<b>57,914,037</b>	<b>64,116,989</b>	<b>495.948</b>	<b>67,845,598</b>	<b>487.350</b>	<b>67,845,598</b>	<b>67,845,598</b>	<b>487.350</b>

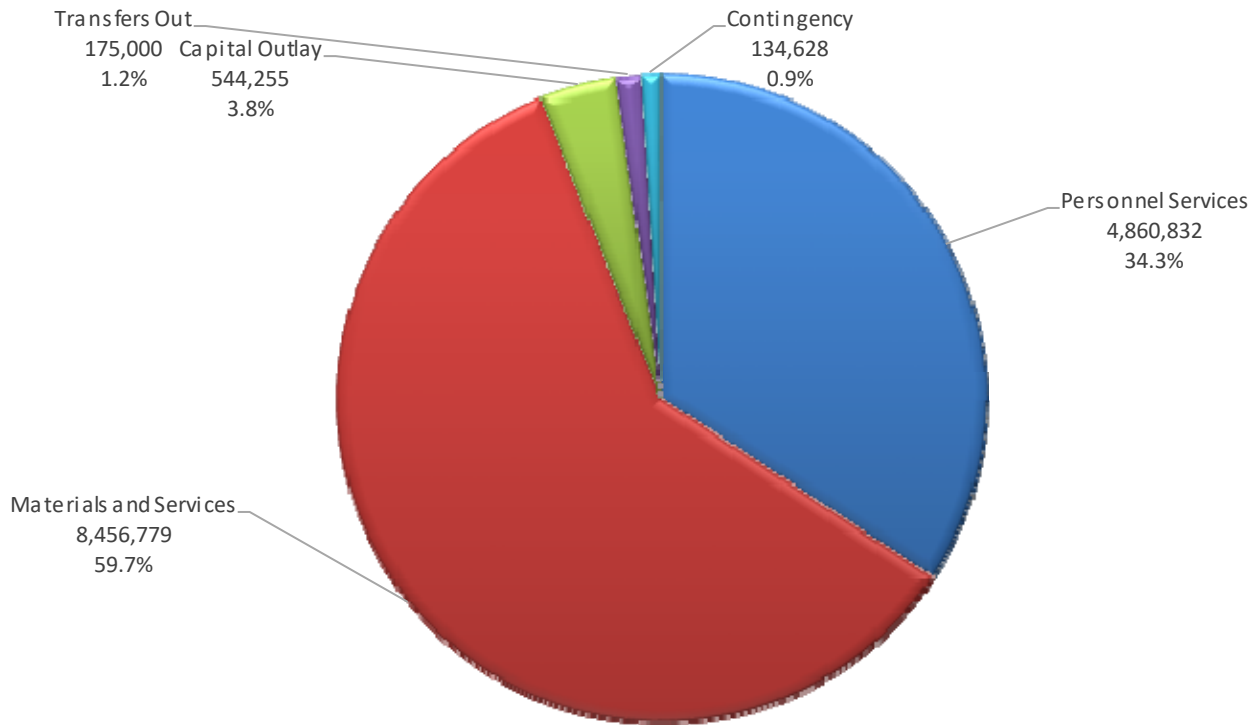
## Auxiliary Fund Summary of Resources

	ACTUAL 2021-2022	ACTUAL 2022-2023	CURRENT BUDGET 2023-2024	ADOPTED BUDGET 2024-2025
Net Working Capital (Carryover)	\$ 3,941,956	\$ 4,218,312	\$ 2,984,921	\$ 2,726,065
State Revenue	160,408	73,944	108,772	26,044
Federal Revenue	946,687	0	0	0
Tuition and Fees	2,199,326	2,689,897	3,746,450	4,803,767
Local Revenue	1,670,065	1,738,265	2,738,896	2,581,339
Sales/Service Revenue	1,464,699	1,859,306	3,497,905	3,996,279
Other Revenue	57,183	120,095	12,800	38,000
Transfers In	0	0	0	0
<b>TOTAL RESOURCES</b>	<b>\$ 10,440,324</b>	<b>\$ 10,699,819</b>	<b>\$ 13,089,744</b>	<b>\$ 14,171,494</b>



## Auxiliary Fund Summary of Requirements

	<u>ACTUAL</u> <u>2021-2022</u>	<u>ACTUAL</u> <u>2022-2023</u>	<u>CURRENT</u> <u>BUDGET</u> <u>2023-2024</u>	<u>ADOPTED</u> <u>BUDGET</u> <u>2024-2025</u>
Personnel Services	\$ 2,931,491	\$ 3,112,485	\$ 5,108,216	\$ 4,860,832
Materials and Services	3,058,798	4,013,528	6,919,607	8,456,779
Capital Outlay	56,209	91,488	673,755	544,255
Transfers Out	710,293	319,131	172,122	175,000
Contingency	0	0	216,044	134,628
<i>Sub-Total</i>	6,756,791	7,536,632	13,089,744	14,171,494
Unappropriated Ending Fund Balance	<u>4,218,312</u>	<u>3,331,028</u>	<u>0</u>	<u>0</u>
<b>TOTAL REQUIREMENTS</b>	<b><u>\$ 10,975,103</u></b>	<b><u>\$ 10,867,660</u></b>	<b><u>\$ 13,089,744</u></b>	<b><u>\$ 14,171,494</u></b>



## Auxiliary Fund Summary by Use

ACCOUNT	INSTRUCTION	INST. SUPPORT	STUDENT SERVICES	COMMUNITY SERVICES	COLLEGE SUPPORT	PLANT OPERATIONS	PLANT ADDITIONS	FINANCIAL AID/AGENCY	RESERVES	TOTAL
PERSONNEL EXPENSES	1,054,234	1,338,892	1,008,645	0	271,879	0	0	0	0	3,673,650
BENEFIT EXPENSES	389,603	411,054	348,822	0	37,704	0	0	0	0	1,187,183
MATERIALS & SERVICES	2,441,397	1,457,014	3,669,821	220,000	655,488	18,000	0	0	0	8,461,720
FINANCIAL AID	0	0	0	0	0	0	0	0	0	0
CAPITAL OUTLAY	159,871	44,384	132,500	0	207,500	0	0	0	0	544,255
CONTINGENCY EXPENSE	14,926	4,156	12,905	0	2,480	0	0	0	95,219	129,686
TRANSFERS OUT	0	0	0	0	0	0	0	175,000	0	175,000
	4,060,031	3,255,500	5,172,693	220,000	1,175,051	18,000	0	175,000	95,219	14,171,494



# Auxiliary Fund Requirements by Major Program

PROGRAM TYPE	ACTUAL	ACTUAL	CURRENT		PROPOSED		APPROVED	ADOPTED	
	2021-2022	2022-2023	BUDGET	FTE	BUDGET	FTE	BUDGET	BUDGET	FTE
<b>10000 INSTRUCTION</b>									
Personnel Services	1,205,798	1,309,716	1,751,342	22.767	1,443,837	18.770	1,443,837	1,443,837	18.770
Materials & Services	889,192	1,082,082	2,325,334	n/a	2,441,397	n/a	2,441,397	2,441,397	n/a
Capital Outlay	0	0	159,871	n/a	159,871	n/a	159,871	159,871	n/a
Transfers Out	0	0	0	n/a	0	n/a	0	0	n/a
Contingency/Unapp.End.Fund.Bal	0	0	0	n/a	14,926	n/a	14,926	14,926	n/a
<b>Total Program Requirements</b>	<b>2,094,990</b>	<b>2,391,798</b>	<b>4,236,547</b>	<b>22.767</b>	<b>4,060,031</b>	<b>18.770</b>	<b>4,060,031</b>	<b>4,060,031</b>	<b>18.770</b>
<b>20000 INSTRUCTIONAL SUPPORT</b>									
Personnel Services	668,121	759,707	1,676,893	25.960	1,749,946	27.090	1,749,946	1,749,946	27.090
Materials & Services	454,205	837,436	1,400,783	n/a	1,457,014	n/a	1,457,014	1,457,014	n/a
Capital Outlay	17,900	16,221	132,384	n/a	44,384	n/a	44,384	44,384	n/a
Transfers Out	0	0	0	n/a	0	n/a	0	0	n/a
Contingency/Unapp.End.Fund.Bal	0	0	0	n/a	4,156	n/a	4,156	4,156	n/a
<b>Total Program Requirements</b>	<b>1,140,226</b>	<b>1,613,364</b>	<b>3,210,060</b>	<b>25.960</b>	<b>3,255,500</b>	<b>27.090</b>	<b>3,255,500</b>	<b>3,255,500</b>	<b>27.090</b>
<b>30000 STUDENT SERVICES</b>									
Personnel Services	216,598	250,432	408,377	7.784	440,633	8.400	440,633	440,633	8.400
Materials & Services	412,561	602,392	624,963	n/a	1,521,361	n/a	1,521,361	1,521,361	n/a
Capital Outlay	0	37,500	49,000	n/a	36,000	n/a	36,000	36,000	n/a
Transfers Out	0	0	0	n/a	0	n/a	0	0	n/a
Contingency/Unapp.End.Fund.Bal	0	0	0	n/a	4,942	n/a	4,942	4,942	n/a
<b>Total Program Requirements</b>	<b>629,159</b>	<b>890,324</b>	<b>1,082,340</b>	<b>7.784</b>	<b>2,002,936</b>	<b>8.400</b>	<b>2,002,936</b>	<b>2,002,936</b>	<b>8.400</b>
<b>40000 COMMUNITY SERVICES</b>									
Personnel Services	0	0	0	n/a	0	n/a	0	0	n/a
Materials & Services	196,100	199,900	200,000	n/a	220,000	n/a	220,000	220,000	n/a
Capital Outlay	0	0	0	n/a	0	n/a	0	0	n/a
Transfers Out	0	0	0	n/a	0	n/a	0	0	n/a
Contingency/Unapp.End.Fund.Bal	0	0	0	n/a	0	n/a	0	0	n/a
<b>Total Program Requirements</b>	<b>196,100</b>	<b>199,900</b>	<b>200,000</b>	<b>n/a</b>	<b>220,000</b>	<b>n/a</b>	<b>220,000</b>	<b>220,000</b>	<b>n/a</b>
<b>50000 COLLEGE SUPPORT SERVICES</b>									
Personnel Services	98,986	103,030	313,625	1.000	309,582	1.000	309,582	309,582	1.000
Materials & Services	97,032	117,722	667,488	n/a	655,488	n/a	655,488	655,488	n/a
Capital Outlay	0	0	207,500	n/a	207,500	n/a	207,500	207,500	n/a
Transfers Out	0	0	0	n/a	0	n/a	0	0	n/a
Contingency/Unapp.End.Fund.Bal	0	0	0	n/a	2,480	n/a	2,480	2,480	n/a
<b>Total Program Requirements</b>	<b>196,018</b>	<b>220,752</b>	<b>1,188,613</b>	<b>1.000</b>	<b>1,175,050</b>	<b>1.000</b>	<b>1,175,050</b>	<b>1,175,050</b>	<b>1.000</b>
<b>60000 PLANT OPERATIONS/MAINTENANCE</b>									
Personnel Services	0	0	0	n/a	0	n/a	0	0	n/a
Materials & Services	74,412	80,505	18,000	n/a	18,000	n/a	18,000	18,000	n/a
Capital Outlay	0	0	0	n/a	0	n/a	0	0	n/a
Transfers Out	0	0	0	n/a	0	n/a	0	0	n/a
Contingency/Unapp.End.Fund.Bal	0	0	0	n/a	0	n/a	0	0	n/a
<b>Total Program Requirements</b>	<b>74,412</b>	<b>80,505</b>	<b>18,000</b>	<b>n/a</b>	<b>18,000</b>	<b>n/a</b>	<b>18,000</b>	<b>18,000</b>	<b>n/a</b>

## Auxiliary Fund Requirements by Major Program

PROGRAM TYPE	ACTUAL	ACTUAL	CURRENT	FTE	PROPOSED	FTE	APPROVED	ADOPTED	FTE	
	2021-2022	2022-2023	BUDGET		BUDGET		BUDGET	BUDGET		
<b>70000 PLANT ADDITIONS</b>										
Personnel Services	0	0	0	n/a	0	n/a	0	0	n/a	
Materials & Services	0	0	0	n/a	0	n/a	0	0	n/a	
Capital Outlay	0	0	35,000	n/a	0	n/a	0	0	n/a	
Transfers Out	0	0	0	n/a	0	n/a	0	0	n/a	
Contingency/Unapp.End.Fund.Bal	0	0	0	n/a	0	n/a	0	0	n/a	
<b>Total Program Requirements</b>	<b>0</b>	<b>0</b>	<b>35,000</b>	<b>n/a</b>	<b>0</b>	<b>n/a</b>	<b>0</b>	<b>0</b>	<b>n/a</b>	
<b>75000 TRANSFERS</b>										
Personnel Services	0	0	0	n/a	0	n/a	0	0	n/a	
Materials & Services	0	0	0	n/a	0	n/a	0	0	n/a	
Capital Outlay	0	0	0	n/a	0	n/a	0	0	n/a	
Transfers Out	710,293	319,131	172,122	n/a	175,000	n/a	175,000	175,000	n/a	
Contingency/Unapp.End.Fund.Bal	0	0	0	n/a	0	n/a	0	0	n/a	
<b>Total Program Requirements</b>	<b>710,293</b>	<b>319,131</b>	<b>172,122</b>	<b>n/a</b>	<b>175,000</b>	<b>n/a</b>	<b>175,000</b>	<b>175,000</b>	<b>n/a</b>	
<b>85000 AUXILIARY ENTERPRISES</b>										
Personnel Services	741,988	689,600	957,979	14.586	916,834	13.960	916,834	916,834	13.960	
Materials & Services	935,296	1,093,491	1,683,039	n/a	2,143,519	n/a	2,143,519	2,143,519	n/a	
Capital Outlay	38,309	37,767	90,000	n/a	96,500	n/a	96,500	96,500	n/a	
Transfers Out	0	0	0	n/a	0	n/a	0	0	n/a	
Contingency/Unapp.End.Fund.Bal	0	0	0	n/a	12,905	n/a	12,905	12,905	n/a	
<b>Total Program Requirements</b>	<b>1,715,593</b>	<b>1,820,858</b>	<b>2,731,018</b>	<b>14.586</b>	<b>3,169,758</b>	<b>13.960</b>	<b>3,169,758</b>	<b>3,169,758</b>	<b>13.960</b>	
<b>90000 RESERVES (CONTINGENCY)</b>										
Personnel Services	0	0	0	n/a	0	n/a	0	0	n/a	
Materials & Services	0	0	0	n/a	0	n/a	0	0	n/a	
Capital Outlay	0	0	0	n/a	0	n/a	0	0	n/a	
Transfers Out	0	0	0	n/a	0	n/a	0	0	n/a	
Contingency/Unapp.End.Fund.Bal	0	0	216,044	n/a	95,219	n/a	95,219	95,219	n/a	
<b>Total Program Requirements</b>	<b>0</b>	<b>0</b>	<b>216,044</b>	<b>n/a</b>	<b>95,219</b>	<b>n/a</b>	<b>95,219</b>	<b>95,219</b>	<b>n/a</b>	
<b>TOTAL REQUIREMENTS</b>										
Personnel Services	2,931,491	3,112,485	5,108,216	72.097	4,860,832	69.220	4,860,832	4,860,832	69.220	
Materials & Services	3,058,798	4,013,528	6,919,607	n/a	8,456,779	n/a	8,456,779	8,456,779	n/a	
Capital Outlay	56,209	91,488	673,755	n/a	544,255	n/a	544,255	544,255	n/a	
Transfers Out	710,293	319,131	172,122	n/a	175,000	n/a	175,000	175,000	n/a	
Contingency/Unapp.End.Fund.Bal	0	0	216,044	n/a	134,628	n/a	134,628	134,628	n/a	
<b>TOTAL PROGRAM REQUIREMENTS</b>	<b>6,756,791</b>	<b>7,536,632</b>	<b>13,089,744</b>	<b>72.097</b>	<b>14,171,494</b>	<b>69.220</b>	<b>14,171,494</b>	<b>14,171,494</b>	<b>69.220</b>	

## Auxiliary Fund Summary of Resources and Requirements

RESOURCES						
	ACTUAL	ACTUAL	CURRENT	PROPOSED	APPROVED	ADOPTED
	2021-2022	2022-2023	BUDGET	BUDGET	BUDGET	BUDGET
	2021-2022	2022-2023	2023-2024	2024-2025	2024-2025	2024-2025
Division Projects	1,015,599	1,153,369	2,712,196	3,318,890	3,318,890	3,318,890
Division Instructional Fees	354,496	360,143	1,030,423	1,020,995	1,020,995	1,020,995
Conferences/Contracted Training	2,143,751	1,904,777	3,893,169	3,040,634	3,040,634	3,040,634
Student Activities	336,795	202,975	46,283	851,073	851,073	851,073
Athletics	194,823	228,382	209,447	503,442	503,442	503,442
Excess Property	25,118	13,073	18,000	18,000	18,000	18,000
Technology Fee	465,569	434,430	869,044	697,696	697,696	697,696
Transportation/Safety Fee	217,126	220,884	330,000	320,000	320,000	320,000
Enterprise Funds	1,786,158	1,472,099	2,732,318	3,163,370	3,163,370	3,163,370
Lebanon Center Rental Fund	309,575	316,177	481,070	473,643	473,643	473,643
Research Enterprise	175,200	175,200	167,793	163,751	163,751	163,751
Auxiliary Revenue Program	0	0	600,000	600,000	600,000	600,000
<b>TOTAL RESOURCES</b>	<b>7,024,210</b>	<b>6,481,509</b>	<b>13,089,743</b>	<b>14,171,494</b>	<b>14,171,494</b>	<b>14,171,494</b>

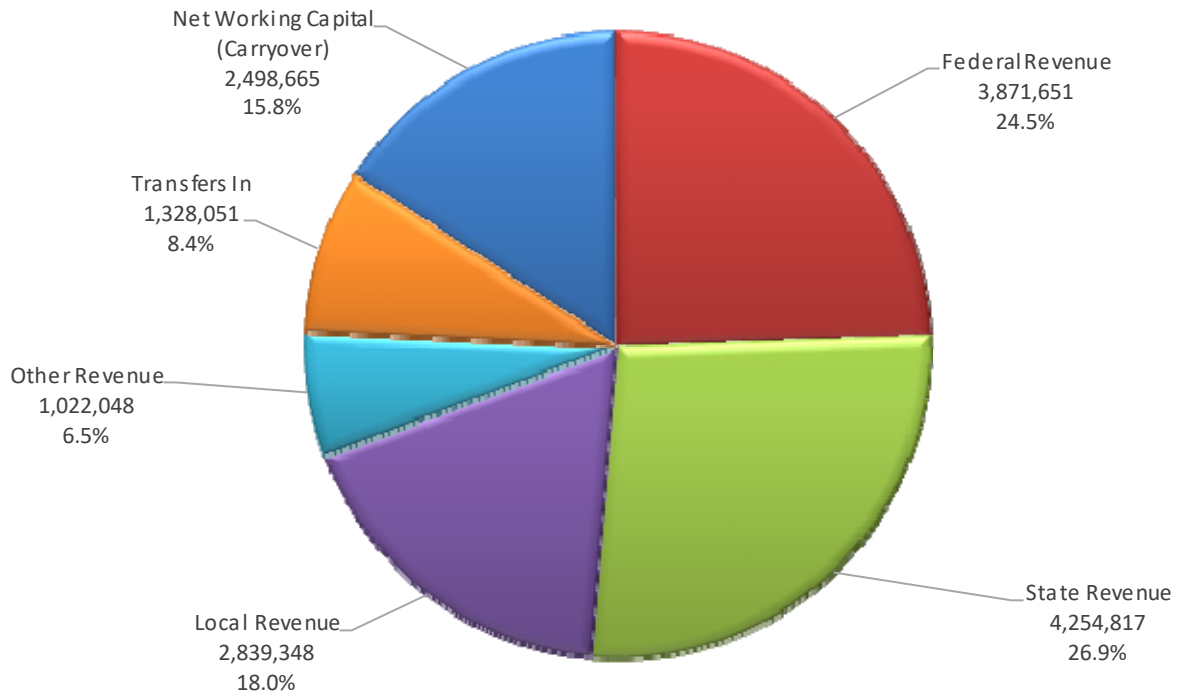
  

REQUIREMENTS						
	ACTUAL	ACTUAL	CURRENT	PROPOSED	APPROVED	ADOPTED
	2021-2022	2022-2023	BUDGET	BUDGET	BUDGET	BUDGET
	2021-2022	2022-2023	2023-2024	2024-2025	2024-2025	2024-2025
Division Projects	1,156,337	1,270,102	2,712,196	3,318,890	3,318,890	3,318,890
Division Instructional Fees	340,757	355,159	1,030,423	1,020,995	1,020,995	1,020,995
Conferences/Contracted Training	1,777,319	1,884,377	3,893,169	3,040,634	3,040,634	3,040,634
Student Activities	251,837	321,017	46,283	851,073	851,073	851,073
Athletics	243,945	306,253	209,447	503,442	503,442	503,442
Excess Property	5,573	5,072	18,000	18,000	18,000	18,000
Technology Fee	543,919	808,984	869,044	697,696	697,696	697,696
Transportation/Safety Fee	216,476	258,251	330,000	320,000	320,000	320,000
Enterprise Funds	1,715,508	1,820,431	2,732,318	3,163,370	3,163,370	3,163,370
East Linn Center	242,314	353,238	481,070	473,643	473,643	473,643
Research Enterprise	144,704	153,748	167,793	163,751	163,751	163,751
Auxiliary Revenue Program	0	0	600,000	600,000	600,000	600,000
<b>TOTAL REQUIREMENTS</b>	<b>6,638,689</b>	<b>7,536,632</b>	<b>13,089,743</b>	<b>14,171,494</b>	<b>14,171,494</b>	<b>14,171,494</b>

*Prior year columns show actual revenues and expenditures for the fiscal year indicated. Net working capital and ending fund balance are not included. Budget year columns show estimated resources (including net working capital-carryover) and estimated requirements.*

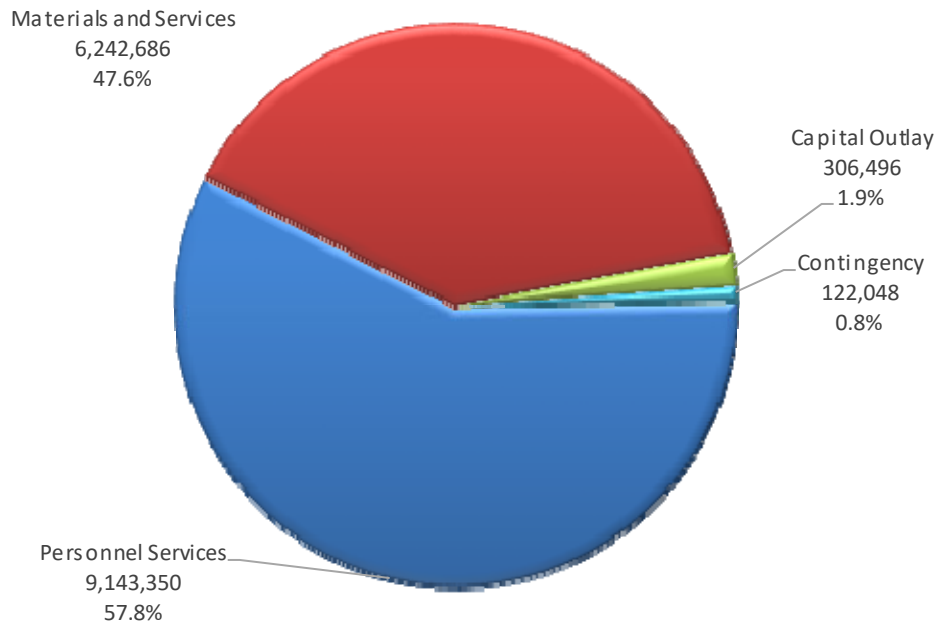
## Special Projects Fund Summary of Resources

	ACTUAL 2021-2022	ACTUAL 2022-2023	CURRENT BUDGET 2023-2024	ADOPTED BUDGET 2024-2025
Net Working Capital (Carryover)	\$ 1,086,968	\$ 1,064,643	\$ 3,138,106	\$ 2,498,665
Federal Revenue	13,179,749	6,382,622	6,634,195	3,871,651
State Revenue	2,868,665	5,167,031	4,778,604	4,254,817
Local Revenue	1,521,815	1,604,307	3,190,772	2,839,348
Other Revenue	3,116	0	0	1,022,048
Transfers In	0	0	0	1,328,051
<b>TOTAL RESOURCES</b>	<b>\$ 18,660,313</b>	<b>\$ 14,218,603</b>	<b>\$ 17,741,677</b>	<b>\$ 15,814,580</b>



## Special Projects Fund Summary of Requirements

	ACTUAL 2021-2022	ACTUAL 2022-2023	CURRENT BUIDGET 2023-2024	ADOPTED BUDGET 2024-2025
Personnel Services	\$ 4,885,942	\$ 6,027,405	\$ 8,154,150	\$ 9,143,350
Materials and Services	11,883,168	7,094,594	8,747,136	6,242,686
Capital Outlay	822,754	31,966	706,496	306,496
Transfers Out	0	0	0	0
Contingency	0	0	133,895	122,048
Sub-Total	17,591,864	13,153,965	17,741,677	15,814,580
Unappropriated Ending Fund Balance	1,064,643	1,301,690	0	0
<b>TOTAL REQUIREMENTS</b>	<b>\$ 18,656,507</b>	<b>\$ 14,455,655</b>	<b>\$ 17,741,677</b>	<b>\$ 15,814,580</b>



## Special Projects Fund Summary by Use

ACCOUNT	INSTRUCTION	INST. SUPPORT	STUDENT SERVICES	COMMUNITY SERVICES	COLLEGE SUPPORT	PLANT OPERATIONS	PLANT ADDITIONS	FINANCIAL AID/AGENCY	RESERVES	TOTAL
PERSONNEL EXPENSES	4,178,231	527,641	328,452	0	1,529,549	0	0	0	0	6,563,873
BENEFIT EXPENSES	1,576,126	349,139	128,283	0	525,929	0	0	0	0	2,579,477
MATERIALS & SERVICES	3,080,447	1,511,047	94,333	0	1,556,859	0	0	0	0	6,242,686
FINANCIAL AID	0	0	0	0	0	0	0	0	0	0
CAPITAL OUTLAY	56,496	150,000	0	0	100,000	0	0	0	0	306,496
CONTINGENCY EXPENSE	78,640	17,034	8,513	0	17,861	0	0	0	0	122,048
	<u>8,969,940</u>	<u>2,554,861</u>	<u>559,581</u>	<u>0</u>	<u>3,730,198</u>	<u>0</u>	<u>0</u>	<u>0</u>	<u>0</u>	<u>15,814,580</u>

## Special Projects Fund Requirements by Major Program

PROGRAM TYPE	ACTUAL	ACTUAL	CURRENT		PROPOSED		APPROVED	ADOPTED	
	2021-2022	2022-2023	BUDGET	FTE	BUDGET	FTE	BUDGET	BUDGET	FTE
<b>10000 INSTRUCTION</b>									
Personnel Services	1,896,837	2,357,046	2,948,190	39.440	3,350,089	44.820	3,350,089	3,350,089	44.820
Materials & Services	956,401	1,781,066	1,138,964	n/a	1,052,376	n/a	1,052,376	1,052,376	n/a
Capital Outlay	31,487	0	56,496	n/a	56,496	n/a	56,496	56,496	n/a
Transfers Out	0	0	0	n/a	0	n/a	0	0	n/a
Contingency/Unapp.End.Fund.Bal	0	0	0	n/a	78,640	n/a	78,640	78,640	n/a
Total Program Requirements	2,884,725	4,138,112	4,143,650	39.440	4,537,601	44.820	4,537,601	4,537,601	44.820
<b>20000 INSTRUCTIONAL SUPPORT</b>									
Personnel Services	2,290,419	2,670,486	3,468,851	26.408	3,281,051	24.980	3,281,051	3,281,051	24.980
Materials & Services	1,581,266	2,843,173	5,912,629	n/a	3,539,118	n/a	3,539,118	3,539,118	n/a
Capital Outlay	0	0	300,000	n/a	150,000	n/a	150,000	150,000	n/a
Transfers Out	0	0	0	n/a	0	n/a	0	0	n/a
Contingency/Unapp.End.Fund.Bal	0	0	0	n/a	17,034	n/a	17,034	17,034	n/a
Total Program Requirements	3,871,685	5,513,659	9,681,480	26.408	6,987,203	24.980	6,987,203	6,987,203	24.980
<b>30000 STUDENT SERVICES</b>									
Personnel Services	357,368	376,806	438,096	4.304	456,736	4.490	456,736	456,736	4.490
Materials & Services	188,057	522,210	338,684	n/a	94,333	n/a	94,333	94,333	n/a
Capital Outlay	0	0	0	n/a	0	n/a	0	0	n/a
Transfers Out	0	0	0	n/a	0	n/a	0	0	n/a
Contingency/Unapp.End.Fund.Bal	0	0	0	n/a	8,513	n/a	8,513	8,513	n/a
Total Program Requirements	545,425	899,016	776,780	4.304	559,582	4.490	559,582	559,582	4.490
<b>50000 COLLEGE SUPPORT SERVICES</b>									
Personnel Services	341,318	623,067	1,299,013	11.614	2,055,474	18.380	2,055,474	2,055,474	18.380
Materials & Services	3,729,899	1,649,122	1,256,859	n/a	1,556,859	n/a	1,556,859	1,556,859	n/a
Capital Outlay	791,267	31,966	350,000	n/a	100,000	n/a	100,000	100,000	n/a
Transfers Out	0	0	0	n/a	0	n/a	0	0	n/a
Contingency/Unapp.End.Fund.Bal	0	0	0	n/a	17,861	n/a	17,861	17,861	n/a
Total Program Requirements	4,862,484	2,304,155	2,905,872	11.614	3,730,194	18.380	3,730,194	3,730,194	18.380
<b>60000 PLANT OPERATIONS/MAINTENANCE</b>									
Personnel Services	0	0	0	n/a	0	n/a	0	0	n/a
Materials & Services	0	182,464	0	n/a	0	n/a	0	0	n/a
Capital Outlay	0	0	0	n/a	0	n/a	0	0	n/a
Transfers Out	0	0	0	n/a	0	n/a	0	0	n/a
Contingency/Unapp.End.Fund.Bal	0	0	0	n/a	0	n/a	0	0	n/a
Total Program Requirements	0	182,464	2,905,872	11.614	0	n/a	0	0	n/a

## Special Projects Fund Requirements by Major Program

PROGRAM TYPE	ACTUAL	ACTUAL	CURRENT		PROPOSED		APPROVED	ADOPTED		
	2021-2022	2022-2023	BUDGET	FTE	BUDGET	FTE	BUDGET	BUDGET	FTE	
<b>75000 TRANSFERS</b>										
Personnel Services	0	0	0	n/a	0	n/a	0	0	n/a	
Materials & Services	0	0	0	n/a	0	n/a	0	0	n/a	
Capital Outlay	0	0	0	n/a	0	n/a	0	0	n/a	
Transfers Out	0	0	0	n/a	0	n/a	0	0	n/a	
Contingency/Unapp.End.Fund.Bal	0	0	0	n/a	0	n/a	0	0	n/a	
<b>Total Program Requirements</b>	<b>0</b>	<b>0</b>	<b>0</b>	<b>n/a</b>	<b>0</b>	<b>n/a</b>	<b>0</b>	<b>0</b>	<b>n/a</b>	
<b>80000 FINANCIAL AID</b>										
Personnel Services	0	0	0	0.000	0	0.000	0	0	0.000	
Materials & Services	5,427,545	116,559	100,000	n/a	0	n/a	0	0	n/a	
Capital Outlay	0	0	0	n/a	0	n/a	0	0	n/a	
Transfers Out	0	0	0	n/a	0	n/a	0	0	n/a	
Contingency/Unapp.End.Fund.Bal	0	0	0	n/a	0	n/a	0	0	n/a	
<b>Total Program Requirements</b>	<b>5,427,545</b>	<b>116,559</b>	<b>100,000</b>	<b>n/a</b>	<b>0</b>	<b>n/a</b>	<b>0</b>	<b>0</b>	<b>n/a</b>	
<b>90000 RESERVES (CONTINGENCY)</b>										
Personnel Services	0	0	0	0.000	0	0.000	0	0	0.000	
Materials & Services	0	0	0	n/a	0	n/a	0	0	n/a	
Capital Outlay	0	0	0	n/a	0	n/a	0	0	n/a	
Transfers Out	0	0	0	n/a	0	n/a	0	0	n/a	
Contingency/Unapp.End.Fund.Bal	0	0	133,895	n/a	0	n/a	0	0	n/a	
<b>Total Program Requirements</b>	<b>0</b>	<b>0</b>	<b>133,895</b>	<b>n/a</b>	<b>0</b>	<b>n/a</b>	<b>0</b>	<b>0</b>	<b>n/a</b>	
<b>TOTAL REQUIREMENTS</b>										
Personnel Services	4,885,942	6,027,405	8,154,150	81.766	9,143,350	92.670	9,143,350	9,143,350	92.670	
Materials & Services	11,883,168	7,094,594	8,747,136	n/a	6,242,686	n/a	6,242,686	6,242,686	n/a	
Capital Outlay	822,754	31,966	706,496	n/a	306,496	n/a	306,496	306,496	n/a	
Transfers Out	0	0	0	n/a	0	n/a	0	0	n/a	
Contingency/Unapp.End.Fund.Bal	0	0	133,895	n/a	122,048	n/a	122,048	122,048	n/a	
<b>TOTAL PROGRAM REQUIREMENTS</b>	<b>17,591,864</b>	<b>13,153,965</b>	<b>17,741,677</b>	<b>81.766</b>	<b>15,814,580</b>	<b>92.670</b>	<b>15,814,580</b>	<b>15,814,580</b>	<b>92.670</b>	



## Special Projects Fund

### Summary of Resources and Requirements

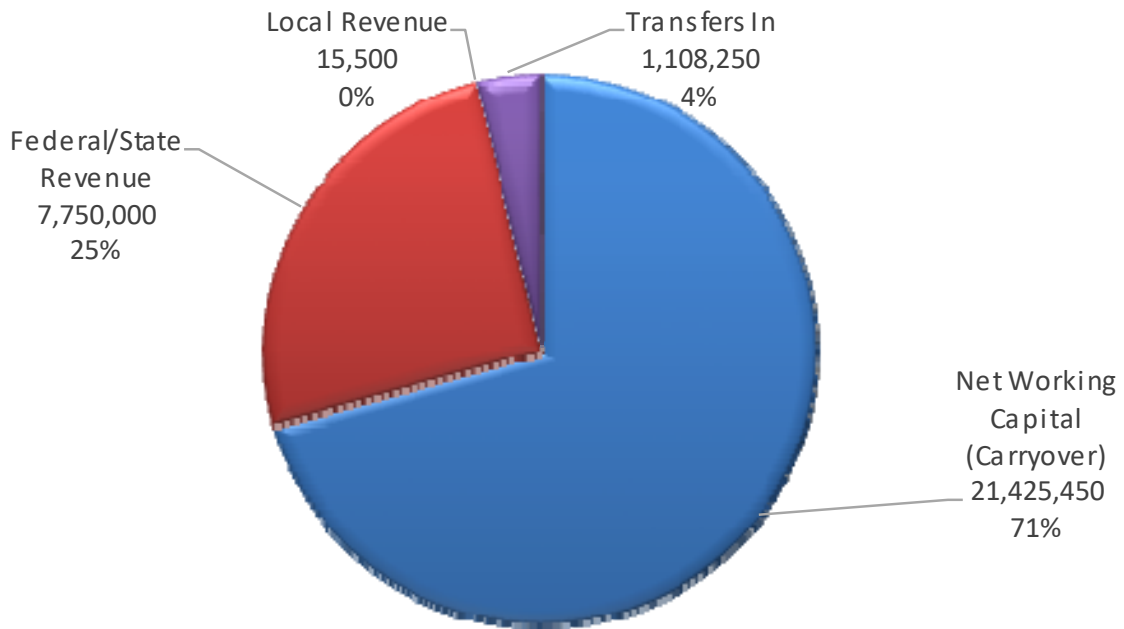
RESOURCES						
	ACTUAL 2021-2022	ACTUAL 2022-2023	CURRENT BUDGET 2023-2024	PROPOSED BUDGET 2024-2025	APPROVED BUDGET 2024-2025	ADOPTED BUDGET 2024-2025
Federal Grants	13,083,218	7,177,108	6,580,589	5,220,138	5,220,138	5,220,138
State Grants	3,152,766	4,385,354	7,386,412	6,259,732	6,259,732	6,259,732
Local Grants	1,442,627	1,828,545	2,624,676	3,312,662	3,312,662	3,312,662
Unallocated Special Revenue	0	0	900,000	1,022,048	1,022,048	1,022,048
<b>TOTAL RESOURCES</b>	<b>17,678,611</b>	<b>13,391,007</b>	<b>17,491,677</b>	<b>15,814,580</b>	<b>15,814,580</b>	<b>15,814,580</b>

REQUIREMENTS						
	ACUTAL 2021-2022	ACTUAL 2022-2023	CURRENT BUDGET 2023-2024	PROPOSED BUDGET 2024-2025	APPROVED BUDGET 2024-2025	ADOPTED BUDGET 2024-2025
Federal Grants	13,360,778	6,382,627	6,580,589	5,220,138	5,220,138	5,220,138
State Grants	2,756,617	5,167,031	7,386,412	6,259,732	6,259,732	6,259,732
Local Grants	1,677,626	1,604,307	2,874,676	3,312,662	3,312,662	3,312,662
Unallocated Special Revenue	12,729	0	900,000	1,022,048	1,022,048	1,022,048
<b>TOTAL REQUIREMENTS</b>	<b>17,807,750</b>	<b>13,153,965</b>	<b>17,741,677</b>	<b>15,814,580</b>	<b>15,814,580</b>	<b>15,814,580</b>

*Prior year columns show actual revenues and expenditures for the fiscal year indicated. Net working capital and ending fund balance are not included. Budget year columns show estimated resources (including net working capital-carryover) and estimated requirements.*

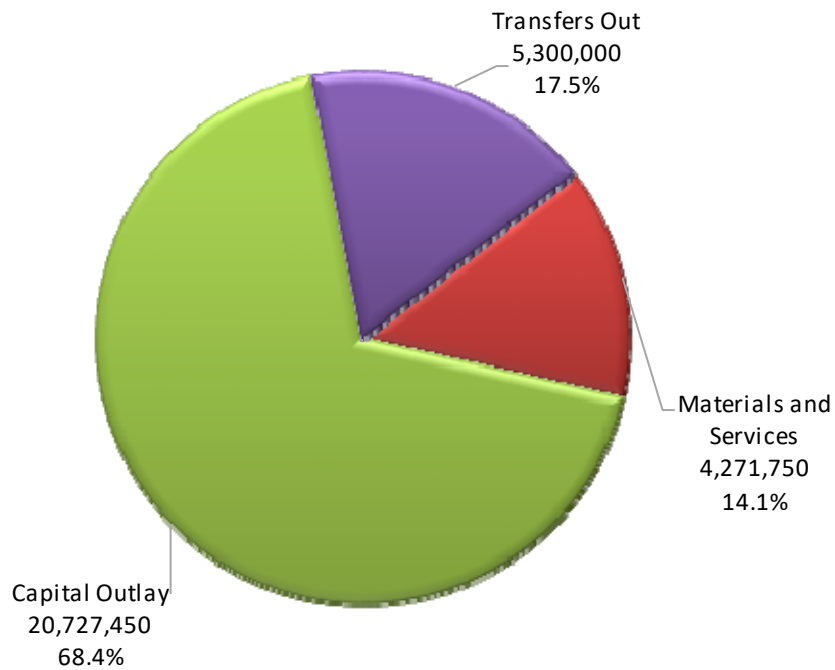
## Capital Projects Fund Summary of Resources

	ACTUAL 2021-2022	ACTUAL 2022-2023	CURRENT BUDGET 2023-2024	ADOPTED BUDGET 2024-2025
Net Working Capital (Carryover)	\$ 7,576,169	\$ 9,220,359	\$ 27,145,625	\$ 21,425,450
Federal/State Revenue	7,663,002	715,807	8,000,000	7,750,000
Local Revenue	194,952	186	20,500	15,500
Other Revenue-Issuance of LT Debt	0	19,031,615	0	0
Transfers In	<u>1,981,859</u>	<u>1,094,254</u>	<u>1,108,250</u>	<u>1,108,250</u>
<b>TOTAL RESOURCES</b>	<b><u>\$ 17,415,981</u></b>	<b><u>\$ 30,062,222</u></b>	<b><u>\$ 36,274,375</u></b>	<b><u>\$ 30,299,200</u></b>



## Capital Projects Fund Summary of Requirements

	ACTUAL 2021-2022	ACTUAL 2022-2023	CURRENT BUDGET 2023-2024	ADOPTED BUDGET 2024-2025
Personnel Services	\$ 0	\$ 0	\$ 615,003	\$ 0
Materials and Services	1,740,159	943,228	5,667,764	4,271,750
Capital Outlay	6,431,858	5,722,391	27,817,450	20,727,450
Transfers Out	23,609	1,000,000	2,174,158	5,300,000
<i>Sub-Total</i>	8,195,626	7,665,620	36,274,375	30,299,200
Unappropriated Ending Fund Balance	9,220,359	22,396,601	0	0
<b>TOTAL REQUIREMENTS</b>	<b>\$ 17,415,985</b>	<b>\$ 30,062,221</b>	<b>\$ 36,274,375</b>	<b>\$ 30,299,200</b>



## Capital Projects Fund Summary by Use

ACCOUNT	INST. INSTRUCTION	STUDENT SUPPORT	COMMUNITY SERVICES	COLLEGE SUPPORT	PLANT OPERATIONS	PLANT ADDITIONS	TRANSFERS	RESERVES	TOTAL	
PERSONNEL EXPENSES	0	0	0	0	0	0			0	
BENEFIT EXPENSES	0	0	0	0	0	0			0	
MATERIALS & SERVICES	0	0	0	0	1,600,000	671,750	2,000,000	0	0	4,271,750
CAPITAL OUTLAY	5,450	0	0	0	1,150,000	572,000	19,000,000	0	0	20,727,450
TRANSFERS OUT	0	0	0	0	0	0	5,300,000	0	5,300,000	
	<u>5,450</u>	<u>0</u>	<u>0</u>	<u>0</u>	<u>2,750,000</u>	<u>1,243,750</u>	<u>21,000,000</u>	<u>5,300,000</u>	<u>0</u>	<u>30,299,200</u>

# Capital Projects Fund

## Requirements by Major Program

PROGRAM TYPE	ACTUAL 2021-2022	ACTUAL 2022-2023	CURRENT BUDGET 2023-2024	PROPOSED BUDGET 2024-2025	FTE	APPROVED BUDGET 2024-2025	ADOPTED BUDGET 2024-2025	FTE
<b>10000 INSTRUCTION</b>								
Personnel Services	0	0	0	0	n/a	0	0	n/a
Materials & Services	19,027	31,966	0	0	n/a	0	0	n/a
Capital Outlay	0	21,971	5,450	5,450	n/a	5,450	5,450	n/a
Transfers Out	0	0	0	0	n/a	0	0	n/a
Contingency/Unapp.End.Fund.Bal	0	0	0	0	n/a	0	0	n/a
Total Program Requirements	<u>19,027</u>	<u>53,938</u>	<u>5,450</u>	<u>5,450</u>	<u>n/a</u>	<u>5,450</u>	<u>5,450</u>	<u>n/a</u>
<b>20000 INSTRUCTIONAL SUPPORT</b>								
Personnel Services	0	0	615,003	0	n/a	0	0	n/a
Materials & Services	0	0	0	0	n/a	0	0	n/a
Capital Outlay	0	0	0	0	n/a	0	0	n/a
Transfers Out	0	0	0	0	n/a	0	0	n/a
Contingency/Unapp.End.Fund.Bal	0	0	0	0	n/a	0	0	n/a
Total Program Requirements	<u>0</u>	<u>0</u>	<u>615,003</u>	<u>0</u>	<u>n/a</u>	<u>0</u>	<u>0</u>	<u>n/a</u>
<b>50000 COLLEGE SUPPORT SERVICES</b>								
Personnel Services	0	0	0	0	n/a	0	0	n/a
Materials & Services	1,385,834	622,715	1,996,014	1,600,000	n/a	1,600,000	1,600,000	n/a
Capital Outlay	85,690	78,485	4,240,000	1,150,000	n/a	1,150,000	1,150,000	n/a
Transfers Out	0	0	0	0	n/a	0	0	n/a
Contingency/Unapp.End.Fund.Bal	0	0	0	0	n/a	0	0	n/a
Total Program Requirements	<u>1,471,524</u>	<u>701,200</u>	<u>6,236,014</u>	<u>2,750,000</u>	<u>n/a</u>	<u>2,750,000</u>	<u>2,750,000</u>	<u>n/a</u>
<b>60000 PLANT OPERATIONS/MAINTENANCE</b>								
Personnel Services	0	0	0	0	n/a	0	0	n/a
Materials & Services	192,250	129,420	671,750	671,750	n/a	671,750	671,750	n/a
Capital Outlay	0	69,968	572,000	572,000	n/a	572,000	572,000	n/a
Transfers Out	0	0	0	0	n/a	0	0	n/a
Contingency/Unapp.End.Fund.Bal	0	0	0	0	n/a	0	0	n/a
Total Program Requirements	<u>192,250</u>	<u>199,388</u>	<u>1,243,750</u>	<u>1,243,750</u>	<u>n/a</u>	<u>1,243,750</u>	<u>1,243,750</u>	<u>n/a</u>
<b>70000 PLANT ADDITIONS</b>								
Personnel Services	0	0	0	0	n/a	0	0	n/a
Materials & Services	143,048	159,127	3,000,000	2,000,000	n/a	2,000,000	2,000,000	n/a
Capital Outlay	6,346,168	5,551,967	23,000,000	19,000,000	n/a	19,000,000	19,000,000	n/a
Transfers Out	0	0	0	0	n/a	0	0	n/a
Contingency/Unapp.End.Fund.Bal	0	0	0	0	n/a	0	0	n/a
Total Program Requirements	<u>6,489,216</u>	<u>5,711,094</u>	<u>26,000,000</u>	<u>21,000,000</u>	<u>n/a</u>	<u>21,000,000</u>	<u>21,000,000</u>	<u>n/a</u>

## Capital Projects Fund Requirements by Major Program

PROGRAM TYPE	ACTUAL	ACTUAL	CURRENT	PROPOSED	FTE	APPROVED	ADOPTED	FTE
	2021-2022	2022-2023	BUDGET	BUDGET		BUDGET	BUDGET	
<b>75000 TRANSFERS</b>								
Total Personnel Services	0	0	0	0	n/a	0	0	n/a
Materials & Services	0	0	0	0	n/a	0	0	n/a
Capital Outlay	0	0	0	0	n/a	0	0	n/a
Transfers Out	23,609	1,000,000	2,174,158	5,300,000	n/a	5,300,000	5,300,000	n/a
Contingency/Unapp.End.Fund.Bal	0	0	0	0	n/a	0	0	n/a
Total Program Requirements	23,609	1,000,000	2,174,158	5,300,000	n/a	5,300,000	5,300,000	n/a
<b>TOTAL REQUIREMENTS</b>								
Personnel Services	0	0	615,003	0	n/a	0	0	n/a
Materials & Services	1,740,159	943,228	5,667,764	4,271,750	n/a	4,271,750	4,271,750	n/a
Capital Outlay	6,431,858	5,722,391	27,817,450	20,727,450	n/a	20,727,450	20,727,450	n/a
Transfers Out	23,609	1,000,000	2,174,158	5,300,000	n/a	5,300,000	5,300,000	n/a
Contingency/Unapp.End.Fund.Bal	0	0	0	0	n/a	0	0	n/a
<b>TOTAL PROGRAM REQUIREMENTS</b>	8,195,626	7,665,620	36,274,375	30,299,200	n/a	30,299,200	30,299,200	n/a

## Capital Projects Fund Resources and Requirements by Fund

RESOURCES						
FUND NUMBER AND NAME	ACTUAL 2021-2022	ACTUAL 2022-2023	CURRENT BUDGET 2023-2024	PROPOSED BUDGET 2024-2025	APPROVED BUDGET 2024-2025	ADOPTED BUDGET 2024-2025
42300 General Equipment Purchase Fund	84,878	30,000	40,000	50,000	50,000	50,000
44100 Capital Reserve	8,663,002	602,624	8,000,000	7,300,000	7,300,000	7,300,000
44150 Benton Cnt. North/Takena Hall	21,680	66,871	0	0	0	0
44200 Roof Reserve	59,531	221,458	621,750	621,750	621,750	621,750
44250 Greenhouse Roof Reserve	0	0	5,450	5,450	5,450	5,450
44400 Telecommunications Reserve	23,796	47	(19,825)	0	0	0
44722 District Facilities Imprvm.-Bond 2022	0	18,898,116	26,000,000	21,000,000	21,000,000	21,000,000
44723 Ag Center	8,034	154,979	0	0	0	0
44725 District Facilities Imprvm.-Bond	0	2,678	0	0	0	0
44800 Major Maintenance Reserve	477,105	394,344	622,000	622,000	622,000	622,000
44900 Technology Reserve	501,787	501,413	1,005,000	700,000	700,000	700,000
44950 Instructional Equipment Reserve	0	0	0	0	0	0
<b>TOTAL RESOURCES</b>	<b>9,839,813</b>	<b>20,872,530</b>	<b>36,274,375</b>	<b>30,299,200</b>	<b>30,299,200</b>	<b>30,299,200</b>

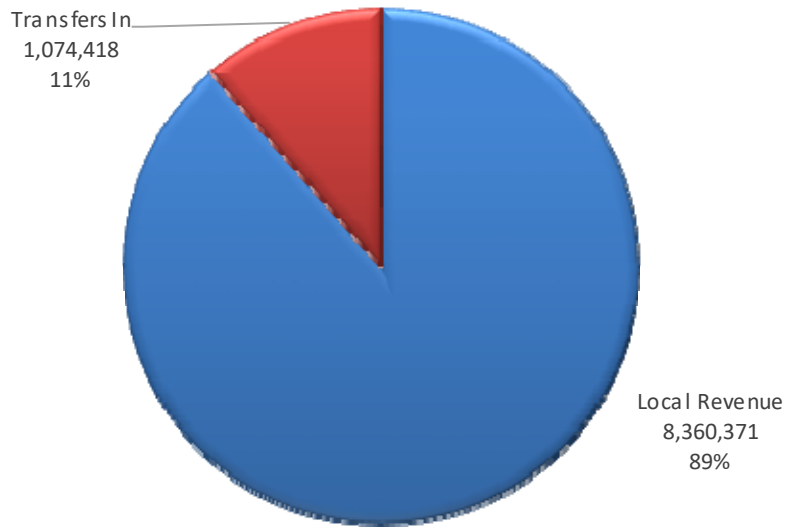
  

REQUIREMENTS						
FUND NUMBER AND NAME	ACTUAL 2021-2022	ACTUAL 2022-2023	CURRENT BUDGET 2023-2024	PROPOSED BUDGET 2024-2025	APPROVED BUDGET 2024-2025	ADOPTED BUDGET 2024-2025
42300 General Equipment Purchase Fund	11,157	73,215	40,000	50,000	50,000	50,000
43200 Benton Cnt. Rep. & Maintenance Fu	0	1,268,756	0	0	0	0
44100 Capital Reserve	788,343	530,345	8,000,000	7,300,000	7,300,000	7,300,000
44150 Benton Cnt. North/Takena Hall	6,452,030	1,322,471	0	0	0	0
44200 Roof Reserve	8,118	0	621,750	621,750	621,750	621,750
44250 Greenhouse Roof Reserve	0	198	5,450	5,450	5,450	5,450
44400 Telecommunications Reserve	11,259	3,657,647	(19,825)	0	0	0
44722 District Facilities Imprvm.-Bond 2022	0	5,015	26,000,000	21,000,000	21,000,000	21,000,000
44723 Ag Center	7,894	(20,485)	0	0	0	0
44725 District Facilities Imprvm.-Bond	21,843	117,676	0	0	0	0
44800 Major Maintenance Reserve	172,873	673,723	622,000	622,000	622,000	622,000
44900 Technology Reserve	703,082	0	1,005,000	700,000	700,000	700,000
44950 Instructional Equipment Reserve	19,027	37,058	0	0	0	0
<b>TOTAL REQUIREMENTS</b>	<b>8,195,626</b>	<b>7,665,620</b>	<b>36,274,375</b>	<b>30,299,200</b>	<b>30,299,200</b>	<b>30,299,200</b>

*Prior year columns show actual revenues and expenditures for the fiscal year indicated. Net working capital and ending fund balance are not included.  
Budget year columns show estimated resources (including net working capital-carryover) and estimated requirements.*

## Debt Service Fund Summary of Resources

	<u>ACTUAL 2021-2022</u>	<u>ACTUAL 2022-2023</u>	<u>CURRENT BUDGET 2023-2024</u>	<u>ADOPTED BUDGET 2024-2025</u>
Local Revenue	6,183,416	8,094,602	7,949,597	8,360,371
Transfers In	<u>1,079,316</u>	<u>1,076,968</u>	<u>1,078,718</u>	<u>1,074,418</u>
<b>TOTAL RESOURCES</b>	<b><u>\$ 7,262,731</u></b>	<b><u>\$ 9,171,570</u></b>	<b><u>\$ 9,028,315</u></b>	<b><u>\$ 9,434,789</u></b>





## Debt Service Fund Summary of Requirements

	<u>ACTUAL</u> <u>2021-2022</u>	<u>ACTUAL</u> <u>2022-2023</u>	<u>CURRENT</u> <u>BUDGET</u> <u>2023-2024</u>	<u>ADOPTED</u> <u>BUDGET</u> <u>2024-2025</u>
Debt Expense	\$ 7,239,928	\$ 8,754,955	\$ 9,028,315	\$ 9,434,789
<b>TOTAL REQUIREMENTS</b>	<b><u>\$ 7,239,928</u></b>	<b><u>\$ 8,754,955</u></b>	<b><u>\$ 9,028,315</u></b>	<b><u>\$ 9,434,789</u></b>

## Debt Service Fund Summary by Use

ACCOUNT	INSTRUCTION	INST. SUPPORT	STUDENT SERVICES	COMMUNITY SERVICES	COLLEGE SUPPORT	PLANT OPERATIONS	PLANT ADDITIONS	FINANCIAL AID/AGENCY	RESERVES	TOTAL
DEBT EXPENSE	0	0	0	0	9,434,789	0	0	0	0	9,434,789
	0	0	0	0	9,434,789	0	0	0	0	9,434,789

## Debt Service Fund

### Requirements by Major Program

PROGRAM TYPE	ACTUAL 2021-2022	ACTUAL 2022-2023	CURRENT BUDGET 2023-2024	PROPOSED BUDGET 2024-2025	APPROVED BUDGET 2024-2025	ADOPTED BUDGET 2024-2025
<b>50000 COLLEGE SUPPORT SERVICES</b>						
Personnel Services	0	0	0	0	0	0
Materials & Services	7,239,928	8,754,955	9,028,315	9,434,789	9,434,789	9,434,789
Capital Outlay	0	0	0	0	0	0
Transfers Out	0	0	0	0	0	0
Contingency/Unapp.End.Fund.Bal	0	0	0	0	0	0
<b>Total Program Requirements</b>	<b>7,239,928</b>	<b>8,754,955</b>	<b>9,028,315</b>	<b>9,434,789</b>	<b>9,434,789</b>	<b>9,434,789</b>
<b>TOTAL REQUIREMENTS</b>						
Personnel Services	0	0	0	0	0	0
Materials & Services	7,239,928	8,754,955	9,028,315	9,434,789	9,434,789	9,434,789
Capital Outlay	0	0	0	0	0	0
Transfers Out	0	0	0	0	0	0
Contingency/Unapp.End.Fund.Bal	0	0	0	0	0	0
<b>TOTAL PROGRAM REQUIREMENTS</b>	<b>7,239,928</b>	<b>8,754,955</b>	<b>9,028,315</b>	<b>9,434,789</b>	<b>9,434,789</b>	<b>9,434,789</b>

## Debt Service Fund

### Resources and Requirements by Fund

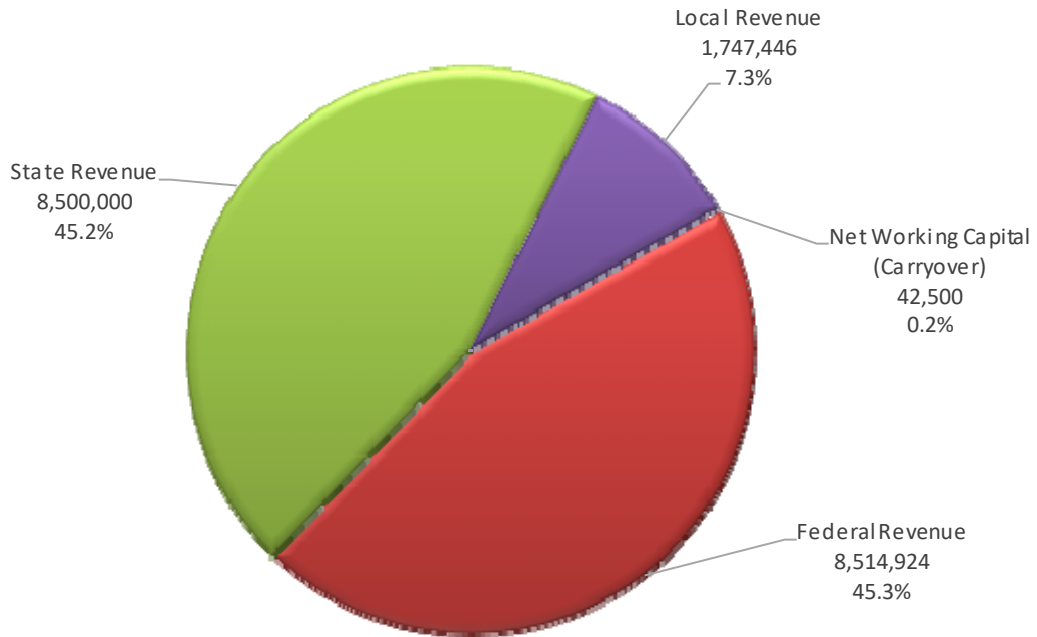
RESOURCES						
FUND NUMBER AND NAME	ACTUAL 2021-2022	ACTUAL 2022-2023	CURRENT BUDGET 2023-2024	PROPOSED BUDGET 2024-2025	APPROVED BUDGET 2024-2025	ADOPTED BUDGET 2024-2025
51050 Bond Issue Proceeds Fund-2022	0	1,323,767	1,337,500	1,524,000	1,524,000	1,524,000
51075 Pension Obligation Bond-2004	2,918,987	3,388,737	3,255,697	3,397,171	3,397,171	3,397,171
51080 Bond Issue Proceeds Fund-2015	3,264,428	3,382,098	3,356,400	3,439,200	3,439,200	3,439,200
52105 COP Proceeds Fund--2019	467,168	754,980	612,550	609,650	609,650	609,650
52200 COP Proceeds Fund-2017	612,148	321,988	466,168	464,768	464,768	464,768
<b>TOTAL RESOURCES</b>	<b>7,262,731</b>	<b>9,171,570</b>	<b>9,028,315</b>	<b>9,434,789</b>	<b>9,434,789</b>	<b>9,434,789</b>

REQUIREMENTS						
FUND NUMBER AND NAME	ACTUAL 2021-2022	ACTUAL 2022-2023	CURRENT BUDGET 2023-2024	PROPOSED BUDGET 2024-2025	APPROVED BUDGET 2024-2025	ADOPTED BUDGET 2024-2025
51050 Bond Issue Proceeds Fund-2022	0	1,298,889	1,337,500	1,524,000	1,524,000	1,524,000
51075 Pension Obligation Bond-2004	2,997,714	3,123,098	3,255,697	3,397,171	3,397,171	3,397,171
51080 Bond Issue Proceeds Fund-2015	3,162,898	3,256,000	3,356,400	3,439,200	3,439,200	3,439,200
52105 COP Proceeds Fund--2019	612,148	610,000	612,550	609,650	609,650	609,650
52200 COP Proceeds Fund-2017	467,168	466,968	466,168	464,768	464,768	464,768
<b>TOTAL REQUIREMENTS</b>	<b>7,239,928</b>	<b>8,754,955</b>	<b>9,028,315</b>	<b>9,434,789</b>	<b>9,434,789</b>	<b>9,434,789</b>

*Prior year columns show actual revenues and expenditures for the fiscal year indicated. Net working capital and ending fund balance are not included.  
Budget year columns show estimated resources (including net working capital-carryover) and estimated requirements.*

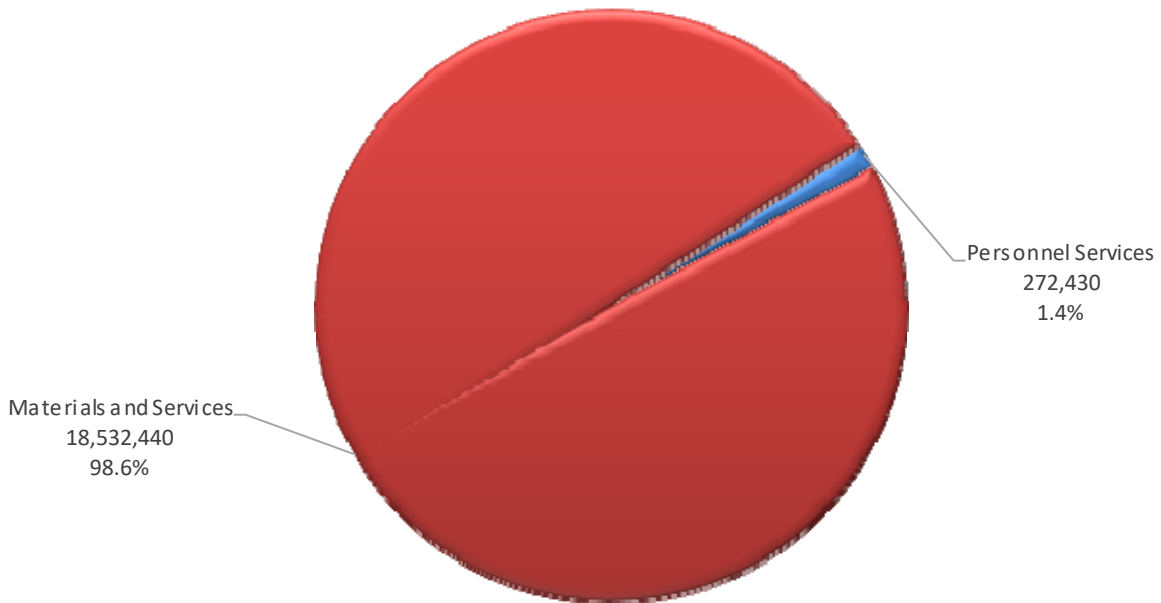
## Financial Aid Fund Summary of Resources

	<u>ACTUAL</u> <u>2021-2022</u>	<u>ACTUAL</u> <u>2023-2024</u>	<u>CURRENT</u> <u>BUDGET</u> <u>2023-2024</u>	<u>ADOPTED</u> <u>BUDGET</u> <u>2024-2025</u>
Net Working Capital (Carryover)	\$ 131,588	\$ 86,508	\$ 42,500	\$ 42,500
Federal Revenue	5,211,158	5,591,958	11,541,312	8,514,924
State Revenue	3,052,402	3,929,126	8,506,000	8,500,000
Local Revenue	1,311,193	1,361,269	1,601,000	1,747,446
Transfers In	<u>10,629</u>	<u>0</u>	<u>80,483</u>	<u>0</u>
<b>TOTAL RESOURCES</b>	<b><u>\$ 9,716,970</u></b>	<b><u>\$ 10,968,861</u></b>	<b><u>\$ 21,771,295</u></b>	<b><u>\$ 18,804,870</u></b>



## Financial Aid Fund Summary of Requirements

	ACTUAL <u>2021-2022</u>	ACTUAL <u>2023-2024</u>	CURRENT BUDGET <u>2023-2024</u>	ADOPTED BUDGET <u>2024-2025</u>
Personnel Services	\$ 45,580	\$ 94,943	\$ 290,071	\$ 272,430
Materials and Services	9,558,717	10,707,861	18,496,913	18,532,440
Transfers Out	<u>6,920</u>	<u>0</u>	<u>20,000</u>	<u>0</u>
Sub-Total	9,611,217	10,802,804	18,806,984	18,804,870
Unappropriated Ending Fund Balance	<u>86,508</u>	<u>166,058</u>	<u>0</u>	<u>0</u>
<b>TOTAL REQUIREMENTS</b>	<b><u>\$ 9,697,725</u></b>	<b><u>\$ 10,968,862</u></b>	<b><u>\$ 18,806,984</u></b>	<b><u>\$ 18,804,870</u></b>



# Financial Aid Fund

## Summary by Use

ACCOUNT	INST. INSTRUCTION	STUDENT SUPPORT	COMMUNITY SERVICES	COLLEGE SUPPORT	PLANT OPERATIONS	PLANT ADDITIONS	FINANCIAL AID/AGENCY	RESERVES	TOTAL
PERSONNEL EXPENSES	0	0	0	0	0	0	271,290	0	271,290
BENEFIT EXPENSES	0	0	0	0	0	0	1,140	0	1,140
MATERIALS & SERVICES	0	0	0	0	0	0	0	0	0
FINANCIAL AID	0	0	0	0	0	0	18,532,440	0	18,532,440
TRANSFERS OUT	0	0	0	0	0	0	0	0	0
	0	0	0	0	0	0	18,804,870	0	18,804,870

# Financial Aid Fund

## Requirements by Major Program

PROGRAM TYPE	ACTUAL	ACTUAL	CURRENT		PROPOSED		APPROVED	ADOPTED	
	2021-2022	2023-2024	BUDGET	FTE	BUDGET	FTE	BUDGET	BUDGET	FTE
			2023-2024		2024-2025		2024-2025	2024-2025	
<b>50000 COLLEGE SUPPORT SERVICES</b>									
Personnel Services	0	0	0	n/a	0	n/a	0	0	n/a
Materials & Services	19	0	10,000	n/a	0	n/a	0	0	n/a
Capital Outlay	0	0	0	n/a	0	n/a	0	0	n/a
Transfers Out	0	0	0	n/a	0	n/a	0	0	n/a
Contingency/Unapp.End.Fund.Bal	0	0	0	n/a	0	n/a	0	0	n/a
<b>Total Program Requirements</b>	<b>19</b>	<b>0</b>	<b>10,000</b>	<b>n/a</b>	<b>0</b>	<b>n/a</b>	<b>0</b>	<b>0</b>	<b>n/a</b>
<b>75000 TRANSFERS</b>									
Personnel Services	0	0	0	n/a	0	n/a	0	0	n/a
Materials & Services	0	0	0	n/a	0	n/a	0	0	n/a
Capital Outlay	0	0	0	n/a	0	n/a	0	0	n/a
Transfers Out	6,920	0	20,000	n/a	0	n/a	0	0	n/a
Contingency/Unapp.End.Fund.Bal	0	0	0	n/a	0	n/a	0	0	n/a
<b>Total Program Requirements</b>	<b>6,920</b>	<b>0</b>	<b>20,000</b>	<b>n/a</b>	<b>0</b>	<b>n/a</b>	<b>0</b>	<b>0</b>	<b>n/a</b>
<b>80000 FINANCIAL AID</b>									
Personnel Services	45,580	94,943	290,071	10.017	272,430	10.017	272,430	272,430	10.017
Materials & Services	9,558,698	10,707,861	18,486,913	n/a	18,532,440	n/a	18,532,440	18,532,440	n/a
Capital Outlay	0	0	0	n/a	0	n/a	0	0	n/a
Transfers Out	0	0	0	n/a	0	n/a	0	0	n/a
Contingency/Unapp.End.Fund.Bal	0	0	0	n/a	0	n/a	0	0	n/a
<b>Total Program Requirements</b>	<b>9,604,278</b>	<b>10,802,804</b>	<b>18,776,984</b>	<b>10.017</b>	<b>18,804,870</b>	<b>10.017</b>	<b>18,804,870</b>	<b>18,804,870</b>	<b>10.017</b>
<b>TOTAL REQUIREMENTS</b>									
Personnel Services	45,580	94,943	290,071	10.017	272,430	10.017	272,430	272,430	10.017
Materials & Services	9,558,717	10,707,861	18,496,913	n/a	18,532,440	n/a	18,532,440	18,532,440	n/a
Capital Outlay	0	0	0	n/a	0	n/a	0	0	n/a
Transfers Out	6,920	0	20,000	n/a	0	n/a	0	0	n/a
Contingency/Unapp.End.Fund.Bal	0	0	0	n/a	0	n/a	0	0	n/a
<b>TOTAL PROGRAM REQUIREMENTS</b>	<b>9,611,217</b>	<b>10,802,804</b>	<b>18,806,984</b>	<b>10.017</b>	<b>18,804,870</b>	<b>10.017</b>	<b>18,804,870</b>	<b>18,804,870</b>	<b>10.017</b>



## Financial Aid Fund

### Summary of Resources and Requirements by Fund

#### RESOURCES

	ACTUAL 2021-2022	ACTUAL 2023-2024	CURRENT BUDGET 2023-2024	PROPOSED BUDGET 2024-2025	APPROVED BUDGET 2024-2025	ADOPTED BUDGET 2024-2025
Federal Programs	5,211,158	5,591,958	8,578,044	8,514,924	8,514,924	8,514,924
State Programs	3,052,402	3,929,126	8,506,000	8,500,000	8,500,000	8,500,000
College Programs	23,886	12,280	135,440	92,446	92,446	92,446
LBCC Foundation Programs	438,117	425,855	257,500	357,500	357,500	357,500
Non-Institutional Programs	849,190	923,134	1,310,000	1,340,000	1,340,000	1,340,000
<b>TOTAL RESOURCES</b>	<b>9,574,753</b>	<b>10,882,353</b>	<b>18,786,984</b>	<b>18,804,870</b>	<b>18,804,870</b>	<b>18,804,870</b>

#### REQUIREMENTS

	ACTUAL 2021-2022	ACTUAL 2023-2024	CURRENT BUDGET 2023-2024	PROPOSED BUDGET 2024-2025	APPROVED BUDGET 2024-2025	ADOPTED BUDGET 2024-2025
Federal Programs	5,211,158	5,571,959	8,578,044	8,514,924	8,514,924	8,514,924
State Programs	3,052,402	3,820,836	8,534,000	8,500,000	8,500,000	8,500,000
College Programs	97,118	31,464	107,440	92,446	92,446	92,446
LBCC Foundation Programs	438,117	434,446	257,500	357,500	357,500	357,500
Non-Institutional Programs	812,422	944,098	1,310,000	1,340,000	1,340,000	1,340,000
<b>TOTAL REQUIREMENTS</b>	<b>9,611,217</b>	<b>10,802,804</b>	<b>18,786,984</b>	<b>18,804,870</b>	<b>18,804,870</b>	<b>18,804,870</b>

*Prior year columns show actual revenues and expenditures for the fiscal year indicated. Net working capital and ending fund balance are not included. Budget year columns show estimated resources (including net working capital-carryover) and estimated requirements.*

# Financial Aid Fund

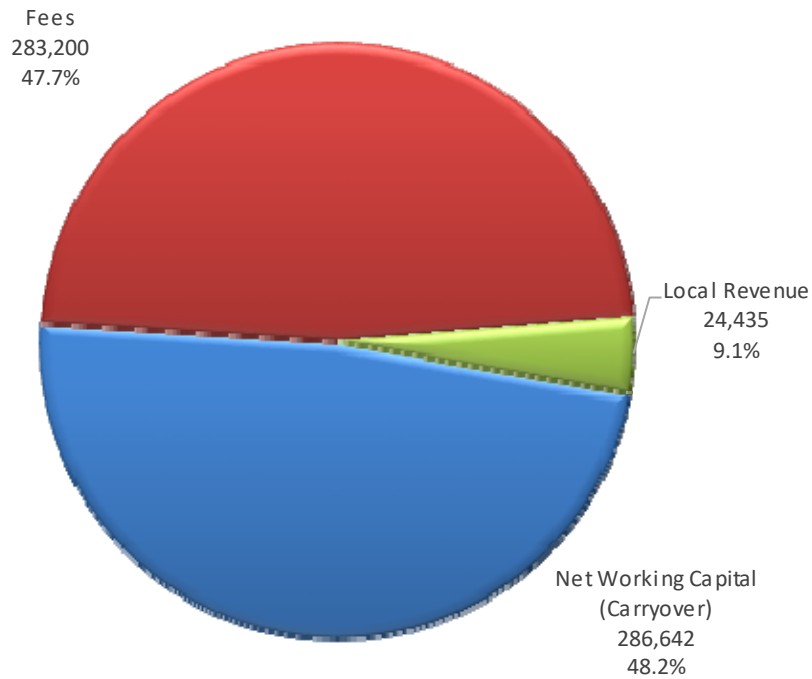
## Resources and Requirements by Fund

RESOURCES						
FUND NUMBER AND NAME	ACTUAL	ACTUAL	CURRENT	PROPOSED	APPROVED	ADOPTED
	2021-2022	2023-2024	BUDGET 2023-2024	BUDGET 2024-2025	BUDGET 2024-2025	BUDGET 2024-2025
8111X Pell Grants	4,796,947	5,105,341	8,080,000	8,000,000	8,000,000	8,000,000
8112X SEOG Grants	368,631	389,965	197,480	250,000	250,000	250,000
8114X Federal Work Study	45,580	96,652	300,564	264,924	264,924	264,924
8210X OSAC Need Grants	1,946,220	2,325,718	4,506,000	4,500,000	4,500,000	4,500,000
8230X Oregon Promise	1,102,292	1,603,408	4,000,000	4,000,000	4,000,000	4,000,000
82400 Oregon Supp Need Based Aid	3,890	0	0	0	0	0
83120 Dean Grants	10,903	0	42,440	42,440	42,440	42,440
83130 Foundation Scholarships-Specific	438,117	425,855	250,000	350,000	350,000	350,000
83210 Eldon Schafer Loans	0	0	28,000	0	0	0
83220 Local Work Study	0	0	4,500	4,503	4,503	4,503
83225 International Student Employment	0	0	3,000	3,003	3,003	3,003
83240 Institut. Reconciliation Receivable	10,346	11,225	30,000	30,000	30,000	30,000
83250 Institut. Reconciliation Write Offs	3,460	0	12,500	12,500	12,500	12,500
83260 Other Collection Costs Fund	(823)	1,055	15,000	0	0	0
83400 PELL Administration Fee	3,460	0	10,000	40,000	40,000	40,000
84100 Non-Institutional Grants	845,730	923,134	1,300,000	1,300,000	1,300,000	1,300,000
85410 Libby Endowment Scholarship	0	0	7,500	7,500	7,500	7,500
<b>TOTAL RESOURCES</b>	<b>9,574,753</b>	<b>10,882,353</b>	<b>18,786,984</b>	<b>18,804,870</b>	<b>18,804,870</b>	<b>18,804,870</b>

REQUIREMENTS						
FUND NUMBER AND NAME	ACTUAL	ACTUAL	CURRENT	PROPOSED	APPROVED	ADOPTED
	2021-2022	2023-2024	BUDGET 2023-2024	BUDGET 2024-2025	BUDGET 2024-2025	BUDGET 2024-2025
8111X Pell Grants	4,796,947	5,105,610	8,080,000	8,000,000	8,000,000	8,000,000
8112X SEOG Grants	368,631	371,613	197,480	250,000	250,000	250,000
8114X Federal Work Study	45,580	94,736	300,564	264,924	264,924	264,924
8210X OSAC Opportunity Grants	1,946,220	2,217,428	4,506,000	4,500,000	4,500,000	4,500,000
8230X Oregon Promise	1,102,292	1,603,408	4,000,000	4,000,000	4,000,000	4,000,000
82400 Oregon Supp Need Based Aid	3,890	0	28,000	0	0	0
83120 Dean Grants	10,903	12,143	42,440	42,440	42,440	42,440
83130 Foundation Scholarships-Specific	438,117	434,446	250,000	350,000	350,000	350,000
83210 Eldon Schafer Loans	48,374	0	0	0	0	0
83220 Local Work Study	0	207	4,500	4,503	4,503	4,503
83225 International Student Employment	0	0	3,000	3,003	3,003	3,003
83240 Institut. Reconciliation Receivable	24,377	12,340	30,000	30,000	30,000	30,000
83250 Institut. Reconciliation Write Offs	13,445	6,775	12,500	12,500	12,500	12,500
83260 Other Collection Costs Fund	19	0	15,000	0	0	0
83400 PELL Administration Fee	0	0	10,000	40,000	40,000	40,000
84100 Non-Institutional Grants	812,422	944,098	1,300,000	1,300,000	1,300,000	1,300,000
85410 Libby Endowment Scholarship	0	0	7,500	7,500	7,500	7,500
<b>TOTAL REQUIREMENTS</b>	<b>9,611,217</b>	<b>10,802,804</b>	<b>18,786,984</b>	<b>18,804,870</b>	<b>18,804,870</b>	<b>18,804,870</b>

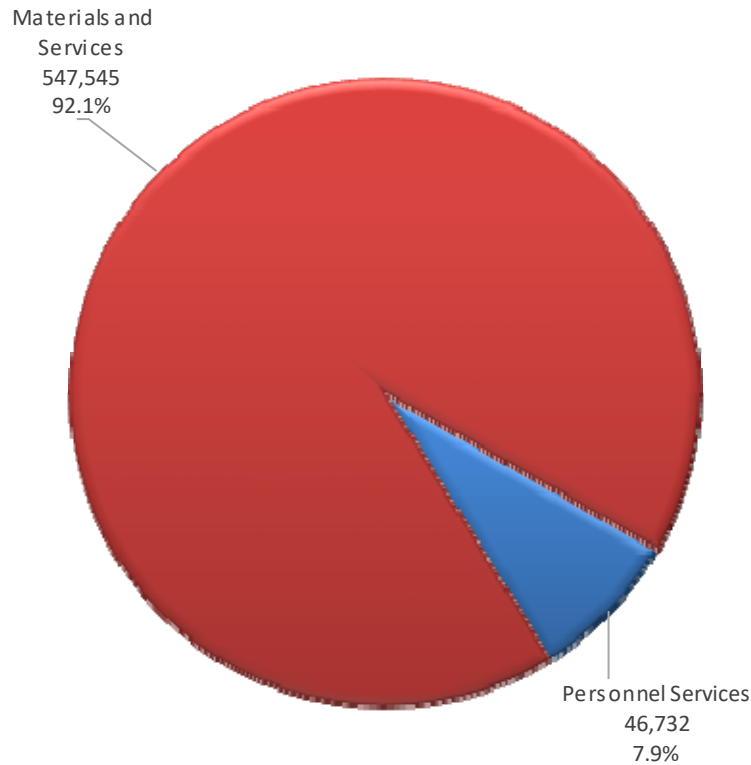
## Agency Fund Summary of Resources

	<u>ACTUAL</u> <u>2021-2022</u>	<u>ACTUAL</u> <u>2022-2023</u>	<u>CURRENT</u> <u>BUDGET</u> <u>2023-2024</u>	<u>ADOPTED</u> <u>BUDGET</u> <u>2024-2025</u>
Net Working Capital (Carryover)	\$ 224,285	\$ 176,761	\$ 119,694	\$ 286,642
Fees	112,994	112,994	166,669	283,200
Local Revenue	7,823	7,823	28,985	24,435
Other Revenue	0	0	0	0
Transfers In	<u>0</u>	<u>0</u>	<u>0</u>	<u>0</u>
<b>TOTAL RESOURCES</b>	<b><u>\$ 345,102</u></b>	<b><u>\$ 297,578</u></b>	<b><u>\$ 315,348</u></b>	<b><u>\$ 594,277</u></b>



## Agency Fund Summary of Requirements

	ACTUAL <u>2021-2022</u>	ACTUAL <u>2022-2023</u>	CURRENT BUDGET <u>2023-2024</u>	ADOPTED BUDGET <u>2024-2025</u>
Personnel Services	\$ 11,863	\$ 18,512	\$ 23,786	\$ 46,732
Materials and Services	156,478	199,059	289,361	547,545
Transfers Out	0	0	0	0
Contingency	<u>0</u>	<u>0</u>	<u>2,201</u>	<u>0</u>
Sub-Total	168,341	217,571	315,348	594,277
Unappropriated Ending Fund Balance	<u>176,761</u>	<u>162,865</u>	<u>0</u>	<u>0</u>
<b>TOTAL REQUIREMENTS</b>	<b><u>\$ 345,102</u></b>	<b><u>\$ 380,436</u></b>	<b><u>\$ 315,348</u></b>	<b><u>\$ 594,277</u></b>



## Agency Fund Summary by Use

ACCOUNT	INSTRUCTION	COLLEGE							RESERVES	TOTAL
		INST. SUPPORT	STUDENT SERVICES	COMMUNITY SERVICES	SUPPORT SERVICES	PLANT OPERATIONS	PLANT ADDITIONS	TRANSFERS		
PERSONNEL EXPENSES	0	0	45,000	0	0	0	0	0	0	45,000
BENEFIT EXPENSES	0	0	1,732	0	0	0	0	0	0	1,732
MATERIALS & SERVICES	0	0	454,345	0	0	0	0	3,200	0	457,545
FINANCIAL AID	0	0	90,000	0	0	0	0	0	0	90,000
CONTINGENCY EXPENSE	0	0	0	0	0	0	0	0	0	0
TRANSFERS OUT	0	0	0	0	0	0	0	0	0	0
	0	0	591,077	0	0	0	0	3,200	0	594,277

# Agency Fund

## Requirements by Major Program

PROGRAM TYPE	ACTUAL	ACTUAL	CURRENT		PROPOSED		APPROVED	ADOPTED	
	2021-2022	2022-2023	BUDGET	FTE	BUDGET	FTE	BUDGET	BUDGET	FTE
<b>30000 STUDENT SERVICES</b>									
Personnel Services	15,139	18,512	23,842	0.266	46,732	0.266	46,732	46,732	0.266
Materials & Services	146,576	193,391	289,361	n/a	547,545	n/a	547,545	547,545	n/a
Capital Outlay	0	0	0	n/a	0	n/a	0	0	n/a
Transfers Out	0	0	0	n/a	0	n/a	0	0	n/a
Contingency/Unapp.End.Fund.Bal	0	0	0	n/a	0	n/a	0	0	n/a
<b>Total Program Requirements</b>	<b>161,715</b>	<b>211,903</b>	<b>313,203</b>	<b>0.266</b>	<b>594,277</b>	<b>0.266</b>	<b>594,277</b>	<b>594,277</b>	<b>0.266</b>
<b>50000 COLLEGE SUPPORT</b>									
Personnel Services	0	0	0	n/a	0	n/a	0	0	n/a
Materials & Services	3,900	5,669	0	n/a	0	n/a	0	0	n/a
Capital Outlay	0	0	0	n/a	0	n/a	0	0	n/a
Transfers Out	0	0	0	n/a	0	n/a	0	0	n/a
Contingency/Unapp.End.Fund.Bal	0	0	0	n/a	0	n/a	0	0	n/a
<b>Total Program Requirements</b>	<b>3,900</b>	<b>5,669</b>	<b>0</b>	<b>n/a</b>	<b>0</b>	<b>n/a</b>	<b>0</b>	<b>0</b>	<b>n/a</b>
<b>75000 TRANSFERS</b>									
Personnel Services	0	0	0	n/a	0	n/a	0	0	n/a
Materials & Services	0	0	0	n/a	0	n/a	0	0	n/a
Capital Outlay	0	0	0	n/a	0	n/a	0	0	n/a
Transfers Out	626	0	0	n/a	0	n/a	0	0	n/a
Contingency/Unapp.End.Fund.Bal	0	0	0	n/a	0	n/a	0	0	n/a
<b>Total Program Requirements</b>	<b>626</b>	<b>0</b>	<b>0</b>	<b>n/a</b>	<b>0</b>	<b>n/a</b>	<b>0</b>	<b>0</b>	<b>n/a</b>
<b>90000 RESERVES (CONTINGENCY)</b>									
Personnel Services	0	0	0	n/a	0	n/a	0	0	n/a
Materials & Services	0	0	0	n/a	0	n/a	0	0	n/a
Capital Outlay	0	0	0	n/a	0	n/a	0	0	n/a
Transfers Out	0	0	0	n/a	0	n/a	0	0	n/a
Contingency/Unapp.End.Fund.Bal	0	0	2,201	n/a	0	n/a	0	0	n/a
<b>Total Program Requirements</b>	<b>0</b>	<b>0</b>	<b>2,201</b>	<b>n/a</b>	<b>0</b>	<b>n/a</b>	<b>0</b>	<b>0</b>	<b>n/a</b>
<b>TOTAL REQUIREMENTS</b>									
Personnel Services	15,139	18,512	23,842	0.266	46,732	0.266	46,732	46,732	0.266
Materials & Services	150,476	199,059	289,361	n/a	547,545	n/a	547,545	547,545	n/a
Capital Outlay	0	0	0	n/a	0	n/a	0	0	n/a
Transfers Out	626	0	0	n/a	0	n/a	0	0	n/a
Contingency/Unapp.End.Fund.Bal	0	0	2,201	n/a	0	n/a	0	0	n/a
<b>TOTAL PROGRAM REQUIREMENTS</b>	<b>166,241</b>	<b>217,571</b>	<b>315,404</b>	<b>0.266</b>	<b>594,277</b>	<b>0.266</b>	<b>594,277</b>	<b>594,277</b>	<b>0.266</b>

Prior year columns show actual revenues and expenditures for the fiscal year indicated. Net working capital and ending fund balance are not included. Budget year columns show estimated resources (including net working capital-carryover) and estimated requirements.

## Agency Fund Summary of Funds

### RESOURCES

	ACTUAL	ACTUAL	CURRENT	PROPOSED	APPROVED	ADOPTED
	2021-2022	2022-2023	BUDGET 2023-2024	BUDGET 2024-2025	BUDGET 2024-2025	BUDGET 2024-2025
Assoc. Students of LBCC	114,300	194,107	263,188	546,517	546,517	546,517
Student Clubs	6,517	3,400	48,960	44,560	44,560	44,560
Other Agency Funds	0	1,282	3,200	3,200	3,200	3,200
<b>TOTAL RESOURCES</b>	<b>120,817</b>	<b>198,789</b>	<b>315,348</b>	<b>594,277</b>	<b>594,277</b>	<b>594,277</b>

### REQUIREMENTS

	ACTUAL	ACTUAL	CURRENT	PROPOSED	APPROVED	ADOPTED
	2021-2022	2022-2023	BUDGET 2023-2024	BUDGET 2024-2025	BUDGET 2024-2025	BUDGET 2024-2025
Assoc. Students of LBCC	164,578	199,418	263,244	546,517	546,517	546,517
Student Clubs	3,763	12,384	48,960	44,560	44,560	44,560
Other Agency Funds	0	5,768	3,200	3,200	3,200	3,200
<b>TOTAL REQUIREMENTS</b>	<b>168,341</b>	<b>217,570</b>	<b>315,404</b>	<b>594,277</b>	<b>594,277</b>	<b>594,277</b>

*Prior year columns show actual revenues and expenditures for the fiscal year indicated. Net working capital and ending fund balance are not included.  
Budget year columns show estimated resources (including net working capital-carryover) and estimated requirements.*

## Glossary

**Academic Year**- The beginning of summer term through spring term.

**Accreditation** - A voluntary, self-regulatory process by a postsecondary regional accrediting agency that qualifies institutions and enrollment students for access to federal funds to support teaching, research, and student financial aid.

**Adopted Budget** - The financial plan adopted by the governing body (LBCC Board of Education) which forms a basis for appropriations.

**Agency Fund** - A trust and agency fund used to account for assets held by a government unit in a trustee capacity or as an agent for individuals, private organizations, other government units and/or other funds.

**Appropriation** - Authorization for spending a specific amount of money for a specific purpose during a specific period of time. Based on the adopted budget, including supplemental budgets, if any. Presented in a resolution adopted by the governing body.

**Assessed Value** - The value set on real and personal property as a basis for imposing taxes. It is the lesser of the property's maximum assessed value or real market value.

**Biennium** – A two-year period.

**Board** - The Board of Education of Linn-Benton Community College consisting of seven elected citizens.

**Budget** - Written report showing the college's comprehensive financial plan for one fiscal year. Must include a balanced statement of actual revenues and expenditures during each of the last two years, and estimated revenues and expenditures for the current and upcoming year.

**Budget Committee** - Fiscal planning board of the college, consisting of the governing body plus an equal number of legal voters from the district.

**Budget Message** - Written explanation of the budget and local government's financial priorities. Prepared by or under the direction of the executive officer or chairperson of the governing body.

**Budget Officer** - Person appointed by the governing body to assemble budget material and information and to physically prepare the proposed budget.

**Capital Outlay** - Items with a cost of \$5,000 or more per unit and a useful life of two or more years, such as machinery, land, furniture, equipment, or buildings.

**Cash Basis** - A basis of accounting under which transactions are recognized only in the period during which cash is received or disbursed.

**College Support Services** - Programs and activities related to institutional support including but not limited to executive management, fiscal operations, general administration and logistical services, administrative computing support, public relations and development, human resources activities and auxiliary enterprise operations.



**Contingency** - Special amount set aside in the upcoming year for unforeseen expenses. Designated contingencies are funds to be set aside for a specific purpose, such as payroll or Board restricted funds.

**Debt Service Fund** - A fund established to account for payment of general long-term debt principal and interest.

**Enterprise Fund** - A fund established to account for operations that are financed and operated in a manner similar to private business enterprises. The cost of providing goods or services on a continuing basis are financed or recovered primarily through user charges and fees.

**Expenditure** - Decreases in net financial resources if accounts are kept on an accrual or modified accrual basis; total amount paid if accounts are kept on a cash basis.

**Fiscal Year** - A twelve month period commencing on July 1 and closing on June 30 for local governments.

**Full-Time Equivalent (FTE) Student** - A student or combination of several students who carry among them, within a single academic year, a minimum number of clock hours of instruction, in any program. For the purpose of receiving state reimbursement, it means a student who carries 510 clock hours over three (3) terms of instruction. As used in budgeting for the number of employees, FTE means full-time equivalent position.

**Fund** - A fiscal and accounting entity with self-balancing accounts to record cash and other financial resources, related liabilities, balances and changes, all segregated for specific, regulated activities and objectives.

**Fund Balance** - The excess of the assets of a fund over its liabilities and reserves except in the case of funds subject to budgetary accounting where, prior to the end of a fiscal period, it represents the excess of the fund's assets and estimated revenues over its liabilities, reserves and appropriations for the period.

**General Fund** - Primary operating fund of the college with major sources of revenue from state support, local property tax and tuition.

**Grant** - A donation or contribution of cash by a third party.

**Instruction** - Techniques or procedures used to conduct learning activities. For budgetary purposes, it includes, but is not limited to, expenditures relating to the salary and benefits of instructors, instructional supplies, teaching aides, references and methods of testing and evaluation.

**Instructional Support Services** - Activities and programs that support instruction. It includes, but is not limited to, administrative support, supplies and equipment, and office space.

**Materials and Services (M&S)** - Includes contractual and other services, materials, supplies, and other charges.

**Modified Accrual Basis** - The accrual basis of accounting adapted to the governmental fund-type measurement focus. Under this basis of accounting, revenues and other financial resource increments, such as bond proceeds, are recognized when they become susceptible to accrual, that is, when they become both measurable and available to finance expenditures in the current period.

**Organizational Unit** - Any administrative subdivision of the college, especially one charged with carrying on one or more specific functions (such as a department, office, or division).

**PERS** – Public Employees Retirement System in which participating members must make mandatory contributions on behalf of employees.

**Personal Services** - All salaries, fringe benefits, and miscellaneous costs associated with salary expenditures.

**Plant Operations/Maintenance** - Programs and activities that are directly associated in providing operation and maintenance of college facilities including, but not limited to, physical plant administration, building maintenance, custodial services, utilities, landscape and ground maintenance.

**Property Taxes** - Amounts imposed on taxable property by a local government within its operation rate limit, levied under local option authority, or levied to repay bonded debt.

**Proposed Budget** - Financial and operation plan prepared by the budget officer submitted to the public and budget committee for review.

**Rate Limit** - A district's permanent ad valorem property tax rate for operating purposes. This rate levied against the assessed value of property raises taxes for general operations.

**Resolution** - A formal order of a governing body.

**Resources** - Estimated beginning funds on hand at the beginning of the fiscal year, plus anticipated receipts.

**Revenue** - The gross receipts and receivables derived from taxes, tuition fees, state aid and other sources.

**Special Revenue Fund** - A fund authorized and used to account for the proceeds of specific revenue sources (other than special assessments, expendable trusts, or major capital projects) that are legally restricted to expenditure for specific purposes.

**Student Support Services** - Programs and activities that support student needs including, but not limited to, student services administration, social and cultural development, disability services, counseling and career guidance, financial aid administration, admission, student records, intramurals and athletics and student organizations.

**Supplemental Budget** - Prepared to meet unexpected needs or to spend revenues not anticipated at time regular budget was adopted. Cannot be used to authorize a tax levy.

**Transfers** - Amounts distributed from one fund to finance activities in another fund. Shown as a requirement in the originating fund and revenue in the receiving fund.